



Journal of the 202nd Annual Convention of the Episcopal Diocese of Ohio

November 10, 2018
Cleveland Marriott East
Warrensville Heights, Ohio



Contents

Officers of the Diocese of Ohio	1
Committees and Commissions of the Diocese of Ohio	2
Staff of the Diocese of Ohio	5
Proceedings of the 202nd Convention of the Episcopal Diocese of Ohio	6
Bishop's List of Clergy	15
Delegates Present for the 201st Convention.....	18
Appendix I: The Episcopal Address and the Bishop's Papers.....	20
The Bishop's Address	21
Episcopal Acts	24
Report on Postulants and Candidates for Holy Orders and Ordinations.....	25
Letters Dimissory	26
Necrology, 201st Annual Convention	27
Appendix II: Reports to the Convention	30
Report of the Treasurer	31
Trustees	41
Diocesan Council	43
Standing Committee.....	45
Loans and Grants Committee.....	46
Commission on Ministry.....	47
Archives	48
Commission on Global and Domestic Mission	51
Commission for Racial Understaing	55
Episcopal Community Services	57
Appendix III: Resolutions as Adopted	61
Resolutions.....	62
Appendix IV: 2018 Program and Budget	65
2018 Program and Budget.....	66
Appendix V: 2017 Selected Financial Data.....	77
2017 Parochial Report Data	78
2017 Diocesan Operating Fund Financial Statements	85
Appendix VI: Audited Reports	91
2017 Audit Report.....	92



Officers of the Diocese of Ohio 2018

**The Episcopal Diocese of Ohio
Trinity Commons
2230 Euclid Avenue
Cleveland, OH 44115-2499
216.771.4815**

2018

Bishop

The Rt. Rev. Mark Hollingsworth, Jr.

Secretary of Convention

Ms. Darcel Arrington

Treasurer of Convention

P. Thomas Austin

Chancellor

William A. Powel, III

Committees and Commissions of the Diocese of Ohio

2018

Standing Committee

Term Expires 2022nd Convention

The Rev. Joe Ashby
Grace, Mansfield

Ms. Deborah Shamlin
St. Paul's, Canton

Term Expires 203rd Convention

The Rev. Gayle Catinella
St. John's, Youngstown

Mr. Dennis Coughlin
St. Paul's, Cleveland Heights

Term Expires 204th Convention

Mr. Greg Daniels
Christ Church, Hudson

The Rev. Christopher McCann
St. Luke's, Chardon

Term Expires 205th Convention

The Rev. Vanessa Clark
St. James, Painesville

Mr. Richard Preston
St. Andrew's, Toledo

Trustees

The Rt. Rev. Mark Hollingsworth Jr.
Bishop of Ohio

Ms. Susan M. Leishman
Diocesan Staff

Mr. P. Thomas Austin
Treasurer
Trinity Cathedral, Cleveland

Term Expires 202nd Convention

Mr. James A. Baker
Grace, Mansfield

Term Expires 203rd Convention

The Rev. C. Eric Funston
St. Paul's, Medina

Term Expires 204th Convention

Mr. Robert C. Brown
St. Paul's, Cleveland Heights

Term Expires 205th Convention

The Rev. Jan Smith Wood
Grace, Sandusky

Term Expires 206th Convention

The Rev. Elizabeth Frank
St. Mark's, Canton

Diocesan Council

The Rt. Rev. Mark Hollingsworth Jr.
President
Bishop of Ohio

Mr. William A. Powel, III
Diocesan Staff
St. Paul's, Cleveland Heights

Mr. P. Thomas Austin
Treasurer
Trinity Cathedral, Cleveland

Ms. Eva Cole
Diocesan Staff

The Rev. Margaret C. D'Anieri
Diocesan Staff

The Rev. Percy Grant
Diocesan Staff

Ms. Laura Hnat
Diocesan Staff

Ms. Susan Leishman
Diocesan Staff

Ms. Katie Ong-Landini
Diocesan Staff

The Rev. Brad Purdom
Diocesan Staff

Ms. Jessica Rocha
Diocesan Staff

The Rev. Dr. Brian K. Wilbert
Diocesan Staff

Ms. Barbara Jones
Ex-Officio, ECW President

Term Expires 202nd Convention

The Rev. Christopher Coughlin
St. John's, Cuyahoga Falls

Mr. Hugh Grefe
Trinity, Toledo

Ms. Diane Hexter
Trinity Cathedral Cleveland

The Rev. Ann Kidder
St. Christopher's-by-the-River,
Gates Mills

The Rev. Peter Nielsen, III
St. Peter's, Ashtabula

Term Expires 203rd Convention

Dr. Raymond Cox
Our Saviour, Akron

The Rev. Rose Ann Lonsway
Grace, Willoughby

Ms. Anna Sutterisch
Ascension, Lakewood

Term Expires 204th Convention

The Rev. John Drymon
Trinity, Findlay

The Rev. Michael Floyd
Christ Church, Huron

Mr. Doug Skladan
St. Andrew's, Elyria

Ms. Ute Vilfroy
Trinity Cathedral, Cleveland

General Convention Deputies

Clergy

The Rev. Debra Q. Bennett
Our Saviour, Akron

The Rev. Evan Fischer
St. James', Wooster

The Rev. Percy Grant
St. Alban's, Cleveland Heights

The Rev. Gay C. Jennings
St. Timothy's, Macedonia

Laity

Ms. Jane R. Freeman
Trinity Cathedral, Cleveland

Mr. William A. Powel, III
St. Paul's, Cleveland Heights

Mr. James Simon
Our Saviour, Akron

Ms. Dianne Audrick Smith
St. Andrew's, Cleveland

General Convention Alternate Deputies

Clergy

The Rev. C. Eric Funston
St. Paul's, Medina

The Rev. Percy Grant
Diocesan Staff

The Rev. Heather Hill
All Saints, Parma

The Rev. Jan M. Smith Wood
Grace, Sandusky

Laity

Mr. Dennis Coughlin
St. Paul's, Cleveland Heights

Ms. Susan Cowling
St. James, Painesville

Mr. W. David Gemmill
St. Timothy's, Perrysburg

Annette Yug
Redeemer, Lorain

ECS Development Council

The Rev. Margaret C. D'Anieri
Diocesan Staff

The Rt. Rev. Mark Hollingsworth, Jr.
Bishop of Ohio

Term Expires 202nd Convention

The Rev. David Bargetzi
St. Luke's, Cleveland

Mr. Drew Gittins
Trinity Cathedral, Cleveland

Ms. Cheryl Gray
St. Martin's, Chagrin Falls

Mr. Steve Rucinski
St. Paul's, Medina

The Rev. Sarah J. Shofstall
St. Barnabas, Bay Village

Ms. Dianne Audrick Smith
St. Andrew's, Cleveland

Term Expires 203rd Convention

Mr. Stephen Ashby
Ascension, Lakewood

The Rev. Jeff Bunke
St. Timothy's, Perrysburg

Ms. Chari Hettinger
Epiphany, Euclid

The Rev. Daniel Orr
Grace, Mansfield

Ms. Mary Shepherd
St. Paul's, Akron

Term Expires 204th Convention

Mr. Leslie Blakemore
St. Andrew's, Cleveland

Ms Anne Schwan
Our Saviour, Akron

Ms. Anne Yug
St. Andrew's, Elyria

Term Expires 204th Convention

The Rev. Bryan Giloolooly
Christ Church, Shaker Heights

Mr. Tucker Handley
St. Peter's, Lakewood

Ms. Lindsay Graves
Christ Church, Oberlin

Mr. Jeffrey Fowler
All Saints, Parma

Episcopal Church Women Diocesan Officers

Ms. Mary Anthony
St. Paul's, Medina

Ms. Anne Cole
All Saints, Toledo

Ms. Barbara Jones
St. James, Boardman

Ms. Sonia Miller
St. Thomas, Berea

Ms. Linda Smith
St. Timothy's, Macedonia

Ms. Susan Quill
St. Paul's, Cleveland Heights

Ms. Mary Jane White
St. Thomas, Berea

Episcopal Church Women Mission Area Presidents

Ms. Mary Clements
(Northeast)
Church of the Epiphany, Euclid

Ms. Carol Ann Culp
(Cuyahoga)
*Church of the Ascension,
Lakewood*

Ms. Lois Fogt-LaFountain
(West)
St. Michael's in the Hills, Toledo

Ms. Janet Smart
(Southeast)
St. James, Boardman

Committees of Annual Convention

Committee on Constitution and Canons

Ms. Jane R. Freeman
Trinity Cathedral, Cleveland

The Rev. Dr. C. Eric Funston
St. Paul's, Medina

Ms. Clare Long
St. Barnabas, Bay Village

Ms. Ann Shelly
St. Matthew's, Ashland

The Rev. Sarah J. Shofstall
St. Barnabas, Bay Village

The Rev. Jan M. Smith Wood
Grace, Sandusky

Ms. Eva Cole
Diocesan Staff

The Rt. Rev. Mark
Hollingsworth Jr.
Ex-Officio
Bishop of Ohio

Mr. William A. Powel, III
Diocesan Staff

Committee on Nominations

Mr. James A. Baker
Grace, Mansfield

The Rev. David Barghetzi
St. Luke's, Cleveland

The Rev. June Hardy Dorsey
St. Andrew's, Elyria

Ms. Diane Hexter
Trinity Cathedral, Cleveland

Ms. Rebecca Montague
Grace, Sandusky

The Rev. Peter Neilsen
St. Peter's, Ashtabula

Ms. Deborah Shamlin
St. Mark's, Canton

Mr. William A. Powel, III
Diocesan Staff

Committee on Resolutions

The Rev. Elizabeth Frank
St. Mark's, Canton

Ms. Amy Kellogg
St. Andrew's, Elyria

Mr. David W. Sloan
St. Paul's, Cleveland Heights

Mr. William A. Powel, III
Diocesan Staff

Committees of Diocesan Council

Audit Review Committee and Diocesan Audit Team

Mr. Francis Appeldorn
Trinity Cathedral, Cleveland

Ms. Kathy Catanese
St. Paul's, Medina

Mr. Dennis Coughlin
St. Paul's, Cleveland Heights

Mr. Dennis Day
Trinity Cathedral, Cleveland

The Rev. Dr. C. Eric Funston
St. Paul's, Medina

Mr. Ray Heitland
All Saints, Parma

Mr. Darrell Knapp
St. James, Painesville

Mr. Robert E. Meeker Jr.
Trinity, Toledo

Ms. Amanda Meitz
St. Martin's, Chagrin Falls

Ms. Patty Peacock
St. Andrew's, Elyria

Ms. Patricia Rogers
St. John's, Youngstown

Mr. Ray Rogers
St. John's, Youngstown

Ms. Barbara Sopko
St. Andrew, Mentor

Ms. Ruthann Wasil
All Saints, Parma

Ms. Susan M. Leishman
Diocesan Staff

Diocesan Council Executive Committee

Mr. P. Thomas Austin
Trinity Cathedral, Cleveland

The Rev. Ann Kidder
*St. Christopher's-by-the-River,
Gates Mills*

The Rev. Rose Anne Lonsway
Grace, Willoughby

Ms. Karen Neilsen
St. Timothy's, Macedonia

Ms. Ute Vilfroy
Trinity Cathedral, Cleveland

The Rt. Rev. Mark
Hollingsworth Jr.
Bishop of Ohio

Mr. William A. Powel, III
Diocesan Staff

Finance Committee

Mr. P. Thomas Austin
Trinity Cathedral, Cleveland

Mr. Hugh Grefe
Trinity, Toledo

Ms. Christina A. Monreal
Christ Church, Hudson

Mr. Doug Skladan
St. Andrew's, Elyria

Ms. Sharon Watts
St. Paul's, Cleveland Heights

Ms. Susan M. Leishman
Diocesan Staff

Mr. William A. Powel, III
Diocesan Staff

Personnel Committee

Mr. Tom Austin
Treasurer
Trinity Cathedral, Cleveland

Mr. Jim Baker
Grace, Mansfield

The Rev. Rose Anne Lonsway
Grace, Willoughby

Ms. Karen Neilsen
St. Timothy's, Macedonia

Mr. William A. Powel, III
Diocesan Staff

Socially Responsible Investing Committee

Mr. P. Thomas Austin
Trinity Cathedral, Cleveland

Mr. Ensign J. Cowell
St. Paul's, Cleveland Heights

Mr. Richard Nash
St. Peter's, Lakewood

Mr. Doug Skladan
St. Andrew's, Elyria

Commissions of the Diocese

College Work Committee (CCFC)

The Rev. Vincent E. Black
Diocesan Staff

The Rev. Gayle L. Catinella
St. John's, Youngstown

The Rev. Dr. Brian K. Wilbert
Christ Church, Oberlin

Commission for Racial Understanding

The Rev. Alex Barton
Redeemer, Lorain

Ms. Deborah Likins-Fowler
Trinity Cathedral, Cleveland

Ms. Allison Hauserman
Trinity Cathedral, Cleveland

Ms. Amy Huston
St. Paul's, Put-in-Bay

The Rev. Barbara Maxwell
St. Luke's, Cleveland

Ms. Sally Miyara
St. Andrew's, Toledo

Ms. Becky Montague
Grace, Sandusky

The Rev. Lisa O'Rear
St. Andrew, Mentor

Ms. Anita Pruitt
St. Andrew's, Cleveland

The Rev. Mary Staley
St. Paul's, Put-in-Bay

Ms. Robin Woodberry
St. John's, Youngstown

The Rev. Margaret C. D'Anieri
Diocesan Staff

Ms. Antoinette Taylor
Diocesan Staff

Commission for Global and Domestic Mission

Mr. William S. Carter
St. Paul's, Cleveland Heights

Ms. Sara Ebright
St. Timothy's, Perrysburg

The Rev. Elizabeth Frank,
Chair
New Life, Uniontown

Mrs. Linda Heitger
New Life, Uniontown

Ms. Barbara Jones
St. James, Boardman

Mr. Lee Kaufman
St. Andrew's, Elyria

Ms. Heather Nelson
St. Paul's, Cleveland Heights

Ms. Lisa S. Roth
Trinity Cathedral, Cleveland

Ms. Stephen C. Secaur
St. Bartholomew's, Mayfield Village

The Rev. Margaret C. D'Anieri
Diocesan Staff

Ms. Antoinette Taylor
Diocesan Staff

Commission on Ministry

The Rev. Priscilla R. (Percy) Grant
Diocesan Staff

Ms. Betty Kondrich
Diocesan Staff

Term Expires 202nd Convention

The Rev. Kay Ashby
St. Matthew's, Ashland

Ms. Anne Coen
St. Mark's, Canton

The Rev. Evan Fischer
St. James', Wooster

The Rev. Aaron Gerlach
Old Trinity, Tiffin

Ms. Cindy Smith
St. Paul's, Medina

Term Expires 203rd Convention

The Rev. Albert Jennings
St. Timothy's, Macedonia

The Rev. Barbara Maxwell
St. Luke's, Cleveland

Mr. Frederick Purdy
St. Peter's, Lakewood

Term Expires 204th Convention

The Rev. Debra Q. Bennett
Our Saviour, Akron

Mr. Dave McCallops
Christ Church, Hudson

Ms. Gail Smith
Trinity Cathedral, Cleveland

Diocesan Disciplinary Board

Mr. William A. Powel, III
Diocesan Staff

Term Expires 202nd Convention

The Rev. Dr. Paul Board
St. Paul's, Maumee

Mr. Brent Howard
Old Trinity, Tiffin

Ms. Rebecca Montague
Grace, Sandusky

Term Expires 203rd Convention

The Rev. Debra Q. Bennett
Our Saviour, Akron

The Rev. Albert Jennings
St. Timothy's, Macedonia

Term Expires 204th Convention

Ms. Denise Caywood
St. Philip's, Akron

The Rev. Julie Fisher
Christ Church, Kent

Dr. Don Reed
Christ Church, Hudson

Planned Giving Council

Mr. Graham T. Andrews
St. Peter's, Lakewood

Mr. P. Thomas Austin
Trinity Cathedral, Cleveland

Mr. James A. Baker
Grace, Mansfield

Ms. Beth Brown
St. Andrew, Mentor

Mr. Jack Craig
Christ Church, Kent

Mr. Warren Kahn
Trinity, Findlay

Ms. Betty Kondrich
Diocesan Staff

Ms. Susan M. Leishman
Diocesan Staff

The Rev. G. Keith Owen II
St. Peter's, Lakewood

Ms. Cindy Shaffer
Grace, Defiance

Mr. Arthur Smith
St. Paul's, Maumee

Provincial Synod Representatives

Ms. Alison Ricker
Christ Church, Oberlin

The Rev. Gregory Stark
Christ Church, Oberlin

Mr. Noah Sutterisch
Church of the Ascension, Lakewood

Staff of the Diocese of Ohio

2018

The Office of the Bishop

The Rt. Rev. Mark Hollingsworth, Jr., Bishop of Ohio
The Rt. Rev. William D. Persell, Assisting Bishop
The Rt. Rev. Arthur B. Williams, Jr., Assisting Bishop
Mr. William A. Powel, III, Canon to the Ordinary
Ms. Eva Cole, Administrative Assistant
The Rev. Dr. Brian K. Wilbert, Archivist

The Office of Congregations and Christian Formation

The Rev. Brad Purdom, Canon for Congregations
The Rev. Vincent Black, Canon for Christian Formation
Ms. Mary Ann Semple, Resource Center Director
Ms. Antoinette Taylor, Administrative Assistant
Ms. Rita Rozell, Administrative Assistant

The Office of Christian Vocations

The Rev. Percy Grant, Canon for Ministry
Ms. Betty Kondrich, Administrative Assistant

Mission Office

The Rev. Margaret D'Anieri, Canon for Mission
Ms. Betty Kondrich, Administrative Assistant

The Office of Communications

Ms. Jessica Rocha, Director of Communications
Ms. Beth Bergstrom, Communications Coordinator
Ms. Rita Rozell, Administrative Assistant

The Office of Stewardship & Development

Ms. Laura Hnat, Development Officer
Ms. Claudia Wilson, Development and Project Management Specialist

Finance Office

Ms. Susan M. Leishman, CPA, Chief Financial Officer
Ms. Christina Butterfield, Senior Accountant
Ms. Janine Johnson, Accountant
Ms. Brenda Koenig, Accountant
Mr. P. Thomas Austin, Treasurer

Camp and Retreat Center

Ms. Katie Ong-Landini, Project Director
Ms. Claudia Wilson, Development and Project Management Specialist

Proceedings of the 202nd Convention

November 10, 2018

At 9:00 a.m. on Saturday, November 10, 2018, Bishop Hollingsworth called the 202nd Annual Convention to order. He called upon Ms. Deborah Shamlin (St. Paul's, Canton), President of the Standing Committee, to lead opening prayers.

Bishop Hollingsworth appointed the Reverend Gay C. Jennings (St. Timothy's, Macedonia) to serve as Parliamentarian.

Bishop Hollingsworth called upon the Secretary of the Convention, Ms. Darcel Arrington, to report on the quorum. Ms. Arrington reported a quorum in both orders.

Bishop Hollingsworth thanked Ms. Arrington for her work as Secretary and the Rev. Jennings, the President of the House of Deputies, for her work as Parliamentarian.

Bishop Hollingsworth then introduced Mr. William Powel, Canon to the Ordinary. Bishop Hollingsworth called upon Mr. Powel for announcements.

Bishop Hollingsworth then called upon Ms. Maxanna Dyne-Demko (St. Andrew's, Barberton) to move the adoption of the rules of order. Ms. Dyne-Demko moved for the adoption of the rules of order. The motion was seconded and was carried.

Bishop Hollingsworth then called upon Ms. Arrington to explain delegate credentials, name badges, and procedures.

Bishop Hollingsworth asked Ms. Arrington to inform the Convention about parishes' compliance with canonically mandated reports. Ms. Arrington stated that the following parishes were not current in canonically mandated reports as of October 11, 2017 and were therefore ineligible to vote at Convention:

- St. Paul's, Bellevue
- Christ Church, Kent
- St. John's, Napoleon
- St. Luke's, Niles
- Our Savior, Salem
- St. Paul's, Steubenville
- All Saints, Toledo

Bishop Hollingsworth then thanked Ms. Arrington and asks her to continue with the appointment of Assistant Secretaries, Tellers, and Voting Judges.

Arrington appointed the following individuals:

Assistant Secretaries

- Ms. Beth Bergstrom

- Ms. Eva Cole
- Ms. Jessica Rocha

Voting Judges and Tellers

- Ms. Chris Butterfield
- Ms. Eva Cole
- Ms. Laura Hnat
- Ms. Janine Johnson
- Ms. Sue Leishman
- Ms. Katie Ong-Landini
- Ms. Antoinette Taylor

Bishop Hollingsworth thanked Ms. Arrington, and called upon Mr. Ryan McKenna from Turning Technologies and Ms. Eva Cole from the Bishop's Office to explain and demonstrate the electronic voting process. After the demonstration Bishop Hollingsworth thanked McKenna and Cole.

He then called upon the Rev. June Hardy Dorsey (St. Andrew's, Elyria), Chair of the Nominating Committee, to make the report of the Nominating Committee.

Rev. Dorsey nominated the following:

Diocesan Trustee:

- The Rev. Daniel Schoonmaker, St. Hubert's, Kirtland Hills
- Ms. Sharon Watts, St. Paul's, Cleveland Heights

Hearing no nominations from the floor, Bishop Hollingsworth declared nominations for Diocesan Trustee closed.

Rev. Dorsey continued with the nominations as follows:

Standing Committee (Lay):

- Ms. Jenna Bing, St. Hubert's, Kirtland Hills
- Ms. Pam O'Halloran, St. Paul's, Cleveland Heights

Hearing no nominations from the floor, Bishop Hollingsworth declared nominations for Standing Committee (Lay) closed.

Rev. Dorsey continued with the nominations as follows:

Standing Committee (Clergy)

- The Rev. Jeff Baker, Christ Church, Warren
- The Rev. Charlotte Reed, Christ Church, Hudson

Hearing no nominations from the floor, Bishop Hollingsworth declared nominations for Standing Committee (Clergy) closed.

Rev. Dorsey continued with the nominations as follows:

Diocesan Council (Lay):

- Ms. Dianne Audrick Smith, St. Andrew's, Cleveland
- Mr. Hugh Grefe, Trinity, Toledo
- Mr. Robert Meyer, St. Timothy's, Massillon

Hearing no nominations from the floor, Bishop Hollingsworth declared nominations for Diocesan Council (Lay) closed.

Rev. Dorsey continued with the nominations as follows:

Diocesan Council (Clergy):

- The Rev. Kelly Aughenbaugh, St. Peter's, Lakewood
- The Rev. Alex Barton, Redeemer, Lorain
- The Rev. Sharon Williams, St. Andrew's, Cleveland

Hearing no nominations from the floor, Bishop Hollingsworth declared nominations for Diocesan Council (Clergy) closed.

Rev. Dorsey continued with the nominations as follows:

Episcopal Community Services Development Council (Lay):

- Mr. Jeffrey Fowler, All Saints, Parma
- Mr. Tucker Handley, St. Peter's, Lakewood
- Ms. Lindsay Graves, Christ Church, Oberlin
- Ms. Dianne Audrick Smith, St. Andrew's, Cleveland

Hearing no nominations from the floor, Bishop Hollingsworth declared nominations for ECS Development Council (Lay) closed.

Rev. Dorsey continued with the nominations as follows:

Episcopal Community Services Development Council (Clergy):

- The Rev. Bryan Gillooly, Christ Church, Shaker Heights

Hearing no nominations from the floor, Bishop Hollingsworth declared nominations for ECS Development Council (Clergy) closed.

Rev. Dorsey continued with the nominations as follows:

Diocesan Disciplinary Board (Lay):

- Ms. Diane Hexter, Trinity Cathedral, Cleveland
- Mr. Paul S. Klug, St. Paul's, Cleveland Heights

Hearing no nominations from the floor, Bishop Hollingsworth declared nominations for Diocesan Disciplinary Board (Lay) closed.

Rev. Dorsey continued with the nominations as follows:

Diocesan Disciplinary Board (Clergy):

- The Rev. George Baum, St. Timothy's, Massillon
- The Rev. Kay Ashby, St. Matthew's, Ashland

Hearing no nominations from the floor, Bishop Hollingsworth declared nominations for Diocesan Disciplinary Board (Clergy) closed.

Hearing no nominations from the floor, Bishop Hollingsworth declared nominations for Diocesan Disciplinary Board (Clergy) closed.

Rev. Dorsey reported that the following offices were uncontested:

- Diocesan Council, Clergy
- Development Council of Episcopal Community Services, Clergy.
- Diocesan Disciplinary Board, Lay
- Diocesan Disciplinary Board, Clergy

All of the above were elected by vote of acclamation.

Dorsey concluded the report from the Committee on Nominations. Bishop Hollingsworth thanked her and the committee for their work. He then asked the Rev. Dorsey to instruct the delegates in the voting procedures.

After each ballot closed, Ms. Arrington certified the results. The results of the first election are as follows:
(* indicates those elected)

Diocesan Trustee – 273 Ballots

- | | |
|--|-----|
| • *The Rev. Daniel Schoonmaker, St. Hubert's, Kirtland Hills | 161 |
| • Ms. Sharon Watts, St. Paul's, Cleveland Heights | 112 |

Standing Committee (Clergy) – 274 Ballots

- | | |
|---|-----|
| • The Rev. Jeff Baker, Christ Church, Warren | 100 |
| • *The Rev. Charlotte Reed, Christ Church, Hudson | 174 |

Standing Committee (Lay) – 271 Ballots

- | | |
|---|-----|
| • *Ms. Jenna Bing, St. Hubert's, Kirtland Hills | 143 |
| • Ms. Pam O'Halloran, St. Paul's, Cleveland Heights | 128 |

Diocesan Council (Clergy) - Elected by Acclamation, but a vote is necessary to determine term length

279 Ballots

- | | |
|---|-----|
| • *The Rev. Kelly Aughenbaugh, St. Peter's, Lakewood, | 184 |
| • *The Rev. Alex Barton, Redeemer, Lorain | 177 |
| • *The Rev. Sharon Williams, St. Andrew's, Cleveland | 165 |

Diocesan Council (Lay) - 274 Ballots

- *Ms. Dianne Audrick Smith, St. Andrew's, Cleveland 196
- *Mr. Hugh Grefe, Trinity, Toledo 178
- Mr. Robert Meyer, St. Timothy's, Massillon 153

Episcopal Community Services Development Council (Lay) – 279 Ballots

- *Mr. Jeffrey Fowler, All Saints, Parma 215
- *Mr. Tucker Handley, St. Peter's, Lakewood 214
- *Ms. Lindsay Graves, Christ Church, Oberlin 215
- Ms. Dianne Audrick Smith, St. Andrew's, Cleveland 112

Episcopal Community Services Development Council (Clergy) – Elected by Acclamation

- *The Rev. Bryan Gillooly, Christ Church, Shaker Heights

Diocesan Disciplinary Board (Lay) – Elected by Acclamation

- Ms. Diane Hexter, Trinity Cathedral, Cleveland
- Mr. Paul S. Klug, St. Paul's, Cleveland Heights

Diocesan Disciplinary Board (Clergy) – Elected by Acclamation, but a vote is necessary to determine term length - 276 Ballots

- *The Rev. George Baum, St. Timothy's, Massillon 115
- *The Rev. Kay Ashby, St. Matthew's, Ashland 116

The Rev. Kay Ashby was elected for a three-year term, and the Rev. George Baum was elected for an unexpired term.

Bishop Hollingsworth thanked the Nominating Committee and those who offered themselves for election.

He then called upon Mr. Tom Austin, Treasurer of the Diocese, to make his report. Bishop Hollingsworth thanked Mr. Austin for his continued service.

Bishop Hollingsworth called upon Ms. Jackie Acho-LeMay (St. Paul's, Cleveland Heights) to nominate the Treasurer of the Diocese. She nominated Mr. Tom Austin, Trinity Cathedral, Cleveland. The nomination was seconded. There were no other nominations. Bishop Hollingsworth asked for a vote to confirm Mr. Austin as Treasurer. The motion carried.

He then called upon Dr. Clifford Bennett (St. Andrew's, Cleveland) to nominate the Secretary of Convention. He nominated Ms. Darcel Arrington (St. Andrew's, Cleveland). The nomination was seconded. There were no other nominations. Bishop Hollingsworth asked for a vote to confirm Ms. Arrington as Secretary. The motion carried.

Bishop Hollingsworth then called upon Ms. Dianne Audrick Smith (St. Andrew's, Cleveland), Chair of the Ohio Deputation, and the Rev. Evan Fischer (St. James, Wooster) to share their perspectives on their work and participation at the General Convention in Austin, Texas in July.

Bishop Hollingsworth called upon Ms. Sharon Watts to present and move to adopt the 2019 Program and Budget. She moved to adopt the budget. The motion was seconded. The motion carried.

Bishop Hollingsworth thanked the Finance Committee and the Finance Department for their hard work.

The Convention then stood in recess.

Following the recess, Bishop Hollingsworth invited attendees to come to the microphones to ask questions about General Convention to himself and the Rev. Gay Jennings. He also discussed the General Convention Resolution D078 that approved liturgies for trial use.

Bishop Hollingsworth called on Mr. Powel for directions regarding lunch and any announcements, after which the Convention then stood in recess.

After lunch, Bishop Hollingsworth called upon the Rev. Vincent Black, Canon for Christian Formation, to report on Happening. Rev. Black invited Mr. Richard Pryor III (Christ Church, Kent) to present as well. Bishop Hollingsworth then called upon the Rev. Greg Stark (St. Andrew's, Elyria and Christ Church, Oberlin) to report on the Youth Pilgrimage to Belize.

Bishop Hollingsworth then asked Ms. Katie Ong-Landini, Project Director, to provide an update on the construction at Bellwether Farm. Bishop Hollingsworth then called upon Bishop Arthur Williams, Jr. to provide a report on the status of the Third Century Scholarship Fund for Bellwether Farm.

Bishop Hollingsworth called on Mr. Fitzroy DaSilva (St. Paul's, Cleveland Heights), President of the Trustees, for a report on the activities of the Trustees of the Diocese of Ohio.

Bishop Hollingsworth then called upon the Rev. John Drymon (Trinity, Findlay) to present the report of the Committee on Constitution and Canons concerning proposed amendments to the Canons of the Diocese of Ohio.

The Rev. Drymon reported that the First Proposed Amendment to the Canons (page 30 of the Handbook,) was submitted by the Committee on Constitution and Canons. It has to do with filling vacancies on Diocesan Council, which the Canons provided be filled by a vote of Diocesan Council members. However, the committee identified a conflict between the Canons and the Constitution, and since the Constitution is supreme, a canonical amendment is required to resolve it. Filling vacancies on Diocesan Council is reserved to the Standing Committee, with the concurrence of the Bishop. Rev. Drymon moved for the adoption of the first proposed amendment to the Canons. The amendment passed.

Rev. Drymon reported that the Second Proposed Amendment to the Canons is found on page 31 of the Handbook, and was submitted by the Committee on Constitution and Canons. It seeks to clarify the ways in which the Cathedral operates as a congregation with parochial status, thereby making it subject to the parochial requirements of the canons. He then moved for the adoption of the second

proposed amendment to the Canons. The amendment passed.

Rev. Drymon then reported that the third proposed amendment to the Canons is found on page 32 of the Handbook, and was submitted by the Committee on Constitution and Canons. It clarifies the criteria for determining membership for purposes of electing members of the Vestry at an annual meeting of a parish, by making reference to a related section of the canons. He then moved for the adoption of the third proposed amendment to the Canons. The amendment passed.

Rev. Drymon then reported that the fourth proposed amendment to the Canons is found on page 33 of the Handbook, and was submitted by the Development Council of Episcopal Community Services. The goal of the amendment is to reduce the size of the Council, which currently comprises 19 members. There is no reduction in the number of members who are elected by Convention, but the amendment does reduce the number of Bishop's appointees from six (6) to two (2). The other change beginning in line 13 is the removal of the Dean's appointee, reflecting that the Trustees of the Diocese (and not the Development Council) have authority over the Church Home Endowment. He then moved for the adoption of the fourth proposed amendment to the Canons. The amendment passed.

The Rev. Drymon then reported that the fifth proposed amendment to the Canons is found on page 34 of the Handbook, and was submitted by the Committee on Constitution and Canons. It adds a new section that permits electronic communication for compliance with canonical requirements and in holding diocesan meetings. He then moved for the adoption of the fifth proposed amendment to the Canons. The amendment passed.

Bishop Hollingsworth then called upon Mr. James Baker (Grace, Mansfield), President of the Trustees of the Diocese of Ohio, to give the report on its activities. After Mr. Baker finished his report, Bishop Hollingsworth presented him with a Bishop's Medal in recognition of his many contributions to the Diocese over decades of service.

Bishop Hollingsworth then called upon Mr. David Sloan, St. Paul's, Cleveland Heights, to present the report of the Committee on Resolutions. Mr. Sloan presented the first resolution (R1: On Clergy Compensation) and called for it to be adopted. An amendment was proposed to clarify the parental leave language on page 37 of the Handbook, which was approved. The resolution then carried. Mr. Sloan then presented the second resolution (R2: Resolution in Support of Increased Young Adult Outreach and Involvement) and called for it to be adopted. After discussion, the motion carried. Sloan then presented the third resolution (R3: Resolution submitted by the Committee on Constitution and Canons to Declare the parishes of St. Augustine's, Youngstown and St. Paul's, Marion to be Extinct) and the motion carried. Sloan then presented Resolutions of Courtesy and moved for the resolutions to be adopted. Bishop Hollingsworth thanked Mr. Sloan for his and the committees work.

Bishop Hollingsworth then called upon the Rev. Beth Frank, Chair of the Commission for Global and Domestic Mission (St. Mark's, Canton) and the Rev. Margaret D'Anieri, Canon for Mission (St. Paul's, Norwalk) to report of the work of the Commission for Global and Domestic Mission. Bishop Hollingsworth thanked them both for their work.

The Convention then stood in recess.

Following the recess, Bishop Hollingsworth called up the Rev. Brad Purdom, Canon for Congregations, to lead a table discussion on the Way of Love.

Following the table discussion, Bishop Hollingsworth called upon the Rev. Alex Barton (Church of the Redeemer, Lorain), Ms. Kate Gillooly (St. Luke's, Cleveland), and Ms. Michelle Killin-Keith (St. Peter's, Lakewood) to report on Connecting Communities. After their presentation, the Bishop thanked them all for their efforts.

Bishop Hollingsworth then called upon Ms. Laura Hnat, Chief Development Officer, to provide an update on the Bishop's Annual Appeal. The Bishop then thanked Ms. Hnat for her work.

Bishop Hollingsworth then introduced and welcomed clergy new to the Diocese, and thanked retiring clergy that were present, and lay and clergy who have completed their service to various commissions and committees.

Bishop Hollingsworth then nominated the following to four-year terms on the Commission on Ministry:

- The Rev. George Baum (St. Timothy's, Massillon)
- The Rev. Gary Franklin (Trinity, Toledo)
- The Rev. Rachel Kessler (Harcourt Parish, Gambier)
- Ms. Denise Miller (St. Hubert's Kirtland Hills)

Bishop Hollingsworth also nominated the Rev. Dr. Brian Wilbert (Christ Church, Oberlin) to serve a three-year unexpired term.

Bishop Hollingsworth then asked for a second to the nominations. There were no other nominations and the motion carried.

Bishop Hollingsworth then asked if there was a majority of the Convention that desired a reading of the reports. Hearing none, the reports of the following were submitted in writing:

- Archives
- Standing Committee
- Diocesan Council
- Loans and Grants Committee
- Commission for Global and Domestic Mission
- Commission on Ministry
- Commission for Racial Understanding
- Episcopal Community Services
- Trustees of the Diocese of Ohio

Bishop Hollingsworth inquired if the Convention had any unfinished business. Hearing none, he called upon Mr. Powel to provide any final announcements or instructions.

Bishop Hollingsworth then called upon Ms. Deb Shamlin to lead closing prayers.

He then asked for a motion to adjourn the 202nd Annual Convention of the Diocese of Ohio. The motion was presented, seconded, and carried.

Convention was adjourned.

Bishop's List of Clergy 2018

The following is the Bishop's List of Clergy eligible to vote at the Annual Convention:

Anderson, Philip A.	Deacon, St. Paul's, Cleveland Heights
Ashby, Joseph L.	Rector, Grace, Mansfield; Rector, St. Mark's, Shelby
Ashby, Kay N.	Rector, St. Matthew's, Ashland
Aughenbaugh, Kelly A.	Curate, St. Peter's, Lakewood; Vicar, St. John's, Cleveland
Bailey, Lydia K.	Deacon, St. Christopher's, Gates Mills and Grace, Willoughby; Lutheran Metropolitan Ministry
Baker, J. Jeffrey	Rector, Christ Church, Warren
Bargetzi, David M.	Rector, St. Luke's, Cleveland
Bennett, Debra Q.	Rector, Our Saviour, Akron
Black, Vincent E.	Priest-in-Charge, Ascension, Lakewood; Canon for Christian Formation, Diocese of Ohio
Board, J. Paul	Rector, St. Paul's, Maumee
Bond, Barbara L.	Interim Rector, Uniontown
Brown, James L.	Retired; Deacon, St. Andrew's, Mentor
Bunke, Jeffry L.	Rector, St. Timothy's, Perrysburg
Cerrato, John A.	Rector, St. Martin's, Chagrin Falls
Clark, Vanessa E. B.	Rector, St. James, Painesville
Colegrove, Jerome H.	Rector, Episcopal Shared Ministry of Trinity, Alliance and Our Saviour, Salem
Collins, A. Paul	Rector, Good Shepherd, Lyndhurst
Colwell, Kirby P., II	Retired; Deacon, St. Paul's, Cleveland Heights
Coughlin, Christopher A.	Rector, St. John's, Cuyahoga Falls
D'Anieri, Margaret C.	Rector, St. Paul's, Norwalk; Canon for Mission, Diocese of Ohio
Dautel, Terrence P.	Retired
Dorsey, June Hardy	Rector, St. Andrew's, Elyria
Drymon, John	Rector, Trinity, Findlay
Faass, Peter	Rector, Christ Church, Shaker Heights
Fischer, Evan	Rector, St. James', Wooster
Fisher, Julie B.	Rector, Christ Church, Kent
Floyd, Michael S.	Priest-in-Charge, Christ Church, Huron
Frank, Elizabeth	Interim Rector, St. Mark's, Canton
Froehlich, Meghan F.	Missioner, Transition Ministry, Episcopal Church Center; Adjunct Priest, Christ Church, Shaker Heights
Funston, C. Eric	Rector, St. Paul's, Medina
Gaston, Paul L., III	Acting Dean, Trinity Cathedral, Cleveland
Gerlach, Aaron R.	Rector, Old Trinity, Tiffin

Gillooly, Bryan C.	Deacon; Bellaire-Puritas Development Corp.; Diocesan Coordinator, Episcopal Relief & Development
Glanville, Polly A.	Deacon, St. Paul's, Akron
Grandfield, Dale T.	Assistant Rector, St. Paul's, Cleveland Heights
Grant, Priscilla R.	Canon for Ministry, Diocese of Ohio
Greer, James G., Jr.	Retired; Adjunct Priest, Christ Church, Shaker Heights
Grew, J. Clark, II	Tenth Bishop of Ohio, Retired
Harding, Sahra M.	CPE Chaplain, Cleveland Clinic Spiritual Care
Hayden, John H.	Priest Associate, St. Hubert's, Kirtland Hills
Hoster, Elizabeth M.	Supply
Hughes, Rosalind C.	Rector, Epiphany, Euclid
Jennings, Albert A.	Rector, St. Timothy's, Macedonia
Jones, William H.	Retired; ASK-Addiction Treatment Services
Keblesh, Joseph, Jr.	Retired; Supply, St. John's, Napoleon
Keller, John S.	Retired; Supply
Kelly, S. Elizabeth	Spiritual Care Coordinator/Social Work Manager, Blanchard Valley Hospital
Kendall-Sperry, David	Rector, St. Paul's, Mount Vernon
Kessler, Rachel C.	Priest-in-Charge/Chaplain, Harcourt Parish, Gambier
Kidder, Ann	Rector, St. Christopher's, Gates Mills
Knaup, Daniel J.	Supply
Lind, Tracey	Retired
Lonsway, Rose Anne W.	Rector, Grace, Willoughby
Martin, Alexander D.	Priest-in-Charge, St. Barnabas, Bay Village
Maxwell, Barbara J.	Deacon, St. Barnabas, Bay Village and St. Luke's, Cleveland
McCann, Christopher R.	Rector, St. Luke's, Chardon
Nielsen, Peter W., III	Rector, St. Peter's Ashtabula
O'Rear, Lisa E.	Rector, St. Andrew, Mentor
Orr, Daniel L.	Associate Rector, Grace Church, Mansfield; Associate Rector, St. Mark's Church, Shelby
Owen, G. Keith, II	Rector, St. Peter's, Lakewood
Pace, Stephanie A.	Rector, St. Matthew's, Brecksville
Pearson, C. Eugene	Retired; Supply
Petrochuk, Michael A.	Rector, St. Andrew's, Barberton
Phillips, Marie	Crossroads Hospice & Palliative Care
Pillot, Anne M.	Deacon, Good Shepherd, Lyndhurst and St. Timothy's, Macedonia
Pitman, Ralph W., Jr.	Retired; Associate Director, START
Pruitt, Mark J.	Rector, St. Paul's, Akron
Purdum, A. Bradford, III	Canon for Congregations, Diocese of Ohio
Rackley, M. Kathryn	Retired
Radzik, David R.	Rector, St. Thomas, Berea
Reed, Charlotte C.	Rector, Christ Church, Hudson
Schoonmaker, Daniel H.	Rector, St. Hubert's, Kirtland Hills
Selnick, T. Conrad	Retired; Supply

Shofstall, Sarah J.	Priest Associate, Trinity Cathedral, Cleveland
Smith Wood, Jan M.	Rector, Grace Church, Sandusky
Stark, Gregory D.	Curate, St. Andrew's, Elyria and Christ Church, Oberlin
Sunderland, Melanie J.	Associate Priest, St. Paul's, Akron
Trager, Jane	Deacon, St. Andrew's, Elyria, Redeemer, Lorain, and Christ Church, Oberlin
Trumble, John L., Jr.	Retired; Supply
Tucker-Gray, Lisa A.	Rector Trinity, Toledo
Wahlgren, Matthew D.	Priest-in-Charge, St. Paul's, Fremont
Walcott, Robert	Retired; Priest-in-Charge, St. Mark's, Wadsworth
Weaver, Robert C.	Retired
Wilbert, Brian K.	Rector, Christ Church, Oberlin; Diocesan Archivist
Williams, Arthur B., Jr.	Assisting Bishop, Diocese of Ohio; Retired Bishop Suffragan, Diocese of Ohio

* Excused absence

Lay Delegates Present to the 202nd Convention of the Episcopal Diocese of Ohio, November 9-10, 2018

Church of Our Saviour, Akron

Jennifer Boswell
Kevin Metz
Cory Sees

St. Andrew's Church, Akron

Sid Pryor
Rebecca Yocum

St. Paul's Church, Akron

Mary Shepherd

St. Philip's Church, Akron

Alisa Harris
Adrienne Marsh
Lynnette Miller

Trinity Church, Alliance

Patricia Kaminski
Charles Unger

St. Matthew's Church, Ashland

Curtis Allen
Ann Shelly
Nadine Shilling

St. Peter's Church, Ashtabula

Ann Balog
Peter Bean
Kenneth Neimi

St. Andrew's Church, Barberton

Deidre Bullock
Maxanna Dyne-Demko
Robyn Williams

St. Barnabas Church, Bay Village

Alice Amos
Sandra Applegate
Richard Oldrieve

St. Thomas Episcopal Church, Berea

Joseph Allota
David Frazier
Timothy Giles

St. James' Church, Boardman

Jeffrey Downey
Florence Hosler
Bob Maruschak

St. John's Episcopal Church, Bowling Green

Patricia Patton

St. Matthew's Church, Brecksville

Steven Kent Brodey
Donna Hulett
Brian Taylor

St. Patrick's Church, Brunswick

Diane Smith
Thomas Smith
Barbara Telfer

St. Mark's Church, Canton

Anne Coen
Anthony Keenan
Bob Kennedy

St. Paul's Church, Canton

M.L. Schultze
Deborah Shamlin
Patrick Weschler

St. Martin's Church, Chagrin Falls

Linda Bird
Kristina Gillespie
Karen Swan

St. Luke's Church, Chardon

Nancy Dallos
John Gregory
Fawn O'Hara

St. Andrew's Church, Cleveland

Roderick Adams
Clifford Bennett
Dianne Audrick Smith

St. Luke's Church, Cleveland

Rose Ann Brennan
R. Stephen Gracey
Paul L. Lanza

Trinity Cathedral, Cleveland

William DiTorro
David Lawrence
Jane Lechleitner

St. Alban's Church, Cleveland Heights

Margaret Martin
Wiley Smith
Mark Webster

St. Paul's Church, Cleveland Heights

Jackie Acho-Le May
James Hogg
Pamela O'Halloran

Trinity Church, Coshocton

Grace Comley
Laurel Smith-Comley

St. John's Church, Cuyahoga Falls

Stephen Andrews
Sally Goodall
Sarah McDonnell

Grace Church, Defiance

Cynthia Shaffer
Richard Shaffer

St. Stephen's Church, East Liverpool

Charles Bailey
Ruth Ann Reiner
Linda Reynolds

St. Andrew's Church, Elyria

Charles Reich
Matthew Van Wormer
Annette Yug

Church of the Epiphany, Euclid

Carol Braunschweig
Charlene Hettinger
Cyrus Regis

Trinity Church, Findlay

William Slater
Keli Trudeau

St. Paul's Church, Fremont

Carolyn Spper
Randy Speer
Brooke Taylor

Harcourt Parish, Gambier

Andriana Brock
Leeman Tarpley Kessler
Eva Warren

St. Christopher's by the River Church, Gates Mills

John R. Irwin
Ronald E. Lee
Charles S. Marston

Christ Church, Geneva

Mary Bowins
Sandy Pavick
Steve Pavick

Christ Church, Hudson

Sallie Bear
Courtney Bixby
Dave McCallops

Christ Church, Huron

Charles Bille
Jack Pincura
Thomas Wells

Christ Church, Kent

--


St. Hubert's Church, Kirtland Hills

Jenna Bing
Rebecca Miller
Albert Muller

Church of the Ascension, Lakewood
Owen Jones
Corky Thacker
Robert Theibert
St. Peter's Church, Lakewood
Tucker Handley
Dan Lammers
Martha Taylor
Holy Trinity Church, Lisbon
--
Church of the Redeemer, Lorain
Gloria Ebratt
Elizabeth Ann Ingram
Church of the Good Shepherd, Lyndhurst
Alana Hill
Robert Roberts
Marsha Thomas
St. Timothy's Church, Macedonia
Maureen Letsky
Karen Rockwell
Grace Church, Mansfield
James A. Baker
Lyn Baker
Jason Whitehead
St. Timothy's Church, Massillon
Ann Higgins
Hayler Sunquist
Rick Trimpi
St. Paul's Church, Maumee
Michele Alexander
Dennis Music
St. Bartholomew's Church, Mayfield Village
Vinton Christie
John M. Connelly
Linda Price
St. Paul's Church, Medina
Kim Kelly
Cindy Smith
Marc Stamper
St. Andrew Episcopal Church, Mentor
Regina Kucera
Sandra Mazelis
Andrew Spiesman
St. Paul's Church, Mount Vernon
Barb Miller
Carson Miller
Trinity Church, New Philadelphia
Margaret Folger
Kingsland Pretorius
Harry Jack Ream
St. Luke's Church, Niles
--

St. Paul's Church, Norwalk
Kenneth Anderson
Margaret Anderson
Christ Church, Oberlin
Midge Brittingham
Joe Luciano
Alison Ricker
St. Paul's Church, Oregon
Susan Adkins
St. James Church, Painesville
Kristin Callender
Susan Cowling
Darrell Knapp
All Saints Church, Parma
Cindy Cantwell
Mary Susan Sheaves-Bein
Fran Zamiska
St. Timothy's Church, Perrysburg
Ginger Brown
Amanda Foster
Ruth Hancock
St. Thomas', Port Clinton
John H. Bolte
Michael Mabee
Joy Roth
St. Paul's Church, Put-in-Bay
Candance Baker
Wesley Baker
Bob White
Grace Church, Ravenna
Fred Lundgren
Nancy Lundgren
Carol Marotta
Grace Church, Sandusky
Janet Albert
Katie L. Cummings
Terrin Schnee
Christ Church, Shaker Heights
Michelle Harris
Anne McLain
Cathy Wolford
St. Mark's Church, Shelby
Richard Hostetler
St. Mark's Church, Sidney
--
St. Stephen's Church, Steubenville
--
Old Trinity Church, Tiffin
Eugene Stacy
All Saints Church, Toledo
Charles Roberts
Mary Whiten

St. Andrew's Church, Toledo
John Keener
Richard Preston
Mike Saccoccia
St. Matthew's Church, Toledo
Nancy A. Glinka
Clyde Kovacs
Cora Lind-Kovacs
St. Michael's in the Hills Church, Toledo
David Braun
Kay Gerhardinger
Barbara Reszko
Trinity Church, Toledo
Kimberly Henkel
Jolene Miller
Alice Todd
New Life Episcopal Church, Uniontown
Charlyn Bridges
Julie A. Martin
Janet Szwast
St. Mark's Church, Wadsworth
Jim Thompson
Kathie Thompson
Fran Wiedey
Christ Church, Warren
Paul Keriotis
Jamie Shiell
Steven Echols Watts
Advent Episcopal Church, Westlake
Jason Evans
Khoa Evans
Grace Church, Willoughby
Elizabeth Estep
Ken Hughes
Cathy Nash
St. James Church, Wooster
Logan Miller
Marie Moore
Justin Williams
St. John's Church, Youngstown
Judy Graziano
Linda Vasconi
Robin Woodberry



Appendix I

The Episcopal Address and the Bishop's Papers

The Bishop's Address 2018

It is heartening to be with all of you this evening as we open the 202nd Convention of the Diocese of Ohio with this celebration of the Holy Eucharist. I am grateful to the staff and communicants of the Cathedral for their hospitality and caring welcome. Thank you. I want to express particular thanks this evening to Paul Gaston, who has served the Cathedral and the Diocese so generously as Acting Dean for going on two years. With the Cathedral wardens' announcement this week of the election of a new Dean, Paul will begin handing on the responsibilities he has so ably and patiently carried out during this time of transition. Thank you, Paul, for your generous companionship and steady hand. We are all very grateful.

+ + +

After the last two diocesan conventions that served as the bookends to our bicentennial commemoration, it is good to have, this year, a simpler, perhaps more intimate time together. As well, given the violent and hate-inspired events of the last three weeks – in Jeffersontown, Pittsburgh, Thousand Oaks, and elsewhere across the country – and the emotionally and spiritually exhausting acrimony and negativity of the mid-term election cycle, it feels particularly important to be with one another tonight in our cathedral church, this space that manifests both our aspiration and Jesus's prayer that we as a diocese are one in him.

We are gathered predominately in the nave, a word that comes from the Latin word for ship, *navis*, from which also come navy and navigate. This part of the church is so named because it resembles the inverted hull of a boat. We come to this cathedral church tonight, as we come to our home churches every week, to be reminded that indeed we are all in the same boat, given to one another by God, each of us a holy gift whom God intends both to bear and to receive God's own love, to and from one another, to and from the whole world. We come together to hear the Word of the God who loves all without exception; to give thanks for the continually incarnating love that God relentlessly provides through the Christ we

seek and serve in all others; and to join anew in Jesus's sacrifice, surrendering to that love again and again and again.

Presiding Bishop Curry articulated this in NPR's 1A interview on Election Day, in which he also gave a shout-out to the Diocese of Ohio and our Love God. Love your neighbor. Change the world.* tagline. He spoke of the essential responsibility to teach the mature Jesus of Nazareth, not just the Christmas Jesus, and referencing the familiar spiritual, to tell the love of Jesus, how he died to save us all. Then he continued explaining the hymn, proclaiming that there is a balm in Gilead, and it is the way of love. We come together tonight, even and perhaps particularly in the midst of these divisive and acrimonious times, to tell the love of Jesus, not just the soft, sweet love of the crèche scene, but the love that leads to the Cross, the love that costs us something, perhaps everything, to "tell the love of Jesus, and say he died for all."

We begin our Diocesan Convention tonight, on the 80th anniversary of Kristallnacht, by coming together to proclaim the way of love to one another and, through our life and ministry, to the world. We gather here to rededicate ourselves to bringing the way of love to life in all that we do. That is the vocation of the body of Christ, and it begins with us.

Look at us. Look around you and see who we are. Beneath the surface of faces, some familiar and some new, are these truths. We do not all think alike. We do not all experience the world in the same way. We do not all hold the exact same values and priorities. And I am certain that we did not all vote the same. On issues about which Jesus spoke with passion and clarity, we often hold opposing views and are led by those views to very different actions. We read and hear the same Gospel stories about money and immigration and power and oppression, about honesty and accountability and forgiveness and compassion, about neighbors and strangers and children and those in need. But we hear them in different ways, because we are so different. As a result, our actions, although informed by a faith we share, may differ widely. The results of this week's

elections reflect this in race after race and ballot issue after ballot issue. We, across the country and in this very room, are divided on countless aspects of our common life, often right down the middle. The minority and majority are frequently only a few percentage points apart, but their perspectives may be miles from one another. Yet we come here tonight, as we do in our parishes week in and week out, to eat from the same plate and drink from the same cup, to offer each other what God gives us to share in the scripture and at this table, a taste of heaven and a sip of salvation.

There are many people in this room whom I admire and love, people whom I am certain God loves, yet I cannot, for the life of me, understand how they can hold views and convictions so different from my own. I suspect that, whatever your politics and moral perspectives, you may have similar feelings. On my bad days, it irks me that God loves them as much as God loves me. And on my really bad days, I pray that God might nonetheless love me as much as I know God loves them. As passionate as I am about particular issues, sometimes I hope the topics just don't come up. I know I'm not alone in this. I get letters from communicants of our parishes who don't believe that politics has a place in church. I don't think this is so much a theological argument as it is a yearning for some peace, for a place where our differences don't separate us from each other. I can understand that. And in plenty of Christian churches across our country that is accomplished by expecting everyone in the congregation to share the same political views. Rarely could you find that in an Episcopal church, for which I am grateful. For if we make our church a place of peace by avoiding our differences, a place where we check at the door what differentiates us from one another, we create a fantasy that serves only to keep us apart. That is not what God intends for us; nor is it what Jesus taught.

The Gospel reading for this evening's service comes from the propers for the Unity of the Church. We have come to refer to this passage from the 17th chapter of John's Gospel as Jesus's "high priestly prayer," as it recounts his petition to God on behalf of the church and what it should be. In his prayer, Jesus tells God, "I have made your name known to those whom you gave me from the world." In Jesus's culture and time, the name of any person or thing was a living expression of its very nature. A remnant of this understanding we still use when we talk

about damaging a person's good name, referring to demeaning her very being. This claim, "I have made your name known," means that Jesus has revealed God's true being, both by what he has taught and by how he has lived. In his prayer, Jesus makes clear his expectation that those to whom he has revealed God's true nature will become one with it, as he has. Practically, that means relating to the world God loves in the way Jesus does, with humility and openness to others, yet without avoiding or denying the realities and diversity of every human being.

As his conversation with God continues, Jesus explains what the church needs to be, using the relationship between himself and God as the model. He expects us to maintain the integrity of our own experience and identity, and at the same time make room within ourselves for one another and our rich differences. He expects this of us to the end that we might be changed, be made more whole, just as he is differentiated from the first person of the Trinity and at the same time one with it – united but not uniform. "As you are in me and I am in you, may they also be in us."

The unity of the coming church which Jesus invokes in this prayer, which he calls into being, is not something he expects us to find in the sweet by-and-by, but today, in this life, amidst all the complexity and diversity which the power of evil will relentlessly use to turn us against one another and divide us. Jesus understands that the church is that community where we find unity not by subtraction, but by addition, not by avoiding our differences, but by gathering them up and by struggling with them together. That holy struggle, Jesus knows, will bring us to a clearer understanding of God's dream of justice and reconciliation and peace. That is what Jesus means when he prays that we may be sanctified in truth. Not my truth or your truth, but God's truth.

Tonight we celebrate the Holy Eucharist, the Great Thanksgiving, using one of the Expansive Language liturgies accepted for use beginning the first of the year by Resolution D078 of last summer's General Convention. I will speak more about these liturgies tomorrow. But for now, I want to recognize that we do not refer to this as alternative language, but expansive language. The implication is that this is not an either/or proposition, but a both/and one. The expansive intention is not to divide, but to include, to make bigger, more whole, more complete.

These new liturgical options, added to those in the Book of Common Prayer and Enriching our Worship, broaden our worship. They make more comprehensive our expressions of gratitude, sacrifice, and commitment when we gather in common devotion. With the addition of these liturgies, we expand the language of praise and thanksgiving, the language of our theological expression and spiritual worship.

Understanding that liturgy is practice, a model and guide for how we live, I can't help wondering what might be the expansive language of our politics. How do we practice talking together about our differences, at home and at church, in ways that are not intended to divide and separate us, but to bring us together, to bring us to a new and more productive, perhaps a more godly understanding? And what is the expansive language of the heart that allows us both to speak more inclusively and to hear more inclusively? Can we trust God enough to speak our truths together in love, not expecting that one will prevail over another, rather that together we may come closer to God's truth? Can we tell our own truth with humility, in the knowledge that it is very likely not the truth, not God's truth? "For my thoughts are not your thoughts, nor are your ways my ways," says the Lord. "For as the heavens are higher than the earth, so are my ways higher than your ways and my thoughts than your thoughts." (Isaiah 55:8-9)

Can we share Jesus's confidence in the faithful, in us, that allowed him to pray, "I am not asking you to take them out of the world," not asking God to separate us from the challenges of living. Neither, surely, is Jesus asking us to distance the needs and concerns of the world from our life as the church: poverty, gun violence, opioid addiction, racial oppression, health care, education, immigration, and social polarization. Of course, each of these has political implications; they form and inform how we live together as a society. That is why they belong in our prayers and parish forums, our formation programs and service to others. Jesus knew this when he prayed for the vocation of the church, just before he was crucified for the political issues that were at the heart of his ministry.

Can we believe, as Jesus does, that we all may be one, not in spite of our differences, but indeed as a consequence of them?

Sisters and brothers in Christ, the world is desperate for models of living together with difference in ways that make us more whole and more holy. God is ceaselessly calling us to be such a model, to show forth, by our patient, generous, honest, and humble work, the way of love. That is the vocation of the church, it is the answer to Jesus's prayer, and it begins with each of us and in each of our congregations. It begins with the expansive understanding that through our diversity and differences we are not divided, but become more whole, more complete, more fully in the image of God.

Jesus prayed, "The glory that you have given me I have given them, so that they may be one, as we are one, I in them and you in me, that they may become completely one, so that the world may know that you have sent me and have loved them even as you have loved me."

Amen.

The Rt. Rev. Mark Hollingsworth, Jr.
Bishop of Ohio

Episcopal Acts

November 10, 2017 – November 8, 2018

<u>Annual Visitations</u>	<u>Confirmed</u>	<u>Received</u>
Bishop Mark Hollingsworth, Jr.	79	17
Bishop William D. Persell	7	10
Bishop Arthur B. Williams, Jr.	19	8
 <u>Episcopal Inquiries</u>	 27	
 <u>Institutions</u>	 4	
 <u>Licensed</u>		
Catechists	0	
Eucharistic Ministers	746	
Eucharistic Visitors	255	
Worship Leaders	238	
 <u>Ordinations</u>	 Diaconate	 Priesthood
Bishop Mark Hollingsworth, Jr.	0	2

Report on Postulants and Candidates for Holy Orders and Ordinations

November 10, 2017 - November 8, 2018

	<u>Date of Postulancy</u>	<u>Date of Candidacy</u>
Megan A. Allen	April 10, 2018	
Stephen N. Ashby	April 27, 2017	June 25, 2018
Brian M. Bechtel	March 23, 2016	April 16, 2018
Jon M. Coventry	April 10, 2018	
Christopher M. Decatur	March 27, 2017	
Sally E. Goodall	April 11, 2018	October 15, 2018
Rachel V. Harrison	March 23, 2016	April 16, 2018
Alexandra D. Heeter	July 16, 2018	
Daniel L. Hinde	March 23, 2016	July 23, 2018
Daniel A. Mason	April 12, 2018	
David McBee	October 3, 2016	July 23, 2018
Marie Moore	March 23, 2016	July 23, 2018
Anna Sutterisch	April 27, 2017	September 18, 2018
Noah Sutterisch	March 23, 2016	
Barbara J. Telfer	March 23, 2016	July 23, 2018

Ordinations to the Diaconate

None

Ordinations to the Priesthood

Alexander D. Barton	December 15, 2017	Mark Hollingsworth, Jr., Redeemer, Lorain
Gregory D. Stark	December 8, 2017	Mark Hollingsworth, Jr., St. Andrew's, Elyria

Letters Dimissory

November 11, 2017 - November 8, 2018

Letters Dimissory Received

<u>Date</u>	<u>Name</u>	<u>Diocese</u>
02/05/2018	Susan J. Tiffany	Northern Indiana
09/13/2018	Dale T. Grandfield	Bethlehem
09/13/2018	Alexander D. Martin	Southern Ohio
10/03/2018	Sharon E. Williams	Southeast Florida
10/23/2018	Jessie Gutgsell Dodson	Michigan
10/31/2018	Nancy E. Kin	Albany

Letters Dimissory Sent

<u>Date</u>	<u>Name</u>	<u>Diocese</u>
01/25/2018	Shawn E. Dickerson	Oregon
03/28/2018	Dustin D. Berg	Hawaii
09/14/2018	Thomas E. Hawkins	Western New York
11/01/2018	David Kendall-Sperry	Southern Ohio

Necrology, 202nd Annual Convention “In Grateful Memory”

The Bishop bids your special prayers of thanksgiving during the Liturgy of the Holy Eucharist at the 20ndt Convention of the Diocese of Ohio for the lives of the following servants of Christ who entered the Church Triumphant since last we met.

Bishops:

The Rt. Rev. George E. Councell, retired Bishop of New Jersey

The Rt. Rev. A. Theodore Eastman, retired Bishop of Maryland

The Rt. Rev. Rogers S. Harris, retired Bishop of Southwest Florida

The Rt. Rev. D. Bruce MacPherson, retired Bishop of Western Louisiana

The Rt. Rev. C. Shannon Mallory, retired Bishop of El Camino Real

The Rt. Rev. G. Richard Millard, retired Bishop of California

The Rt. Rev. Hugo Pina-Lopez, retired Bishop of Honduras

The Rt. Rev. Thomas K. Ray, retired Bishop of Northern Michigan

The Rt. Rev. David E. Richards, retired Bishop for Pastoral Development

Clergy:

The Rev. E. Harvey Buxton

The Rev. James F. Cooney

The Rev. Richard H. Gingher

The Rev. Nancy R. Graumlich

The Rev. Cathy B. Horton

The Rev. Stephen P. Pressey

The Rev. Charles W. Ransom

The Rev. William C. Wrenn

Laity:

St. Andrew's, Akron

Judy Ann Newhall, Teresa Tibbs

St. Paul's, Akron

Laurel Allison-Qualls, Mary “Reb” Baldwin, Lois

Brock, Evelyn Chatman, Dorothy Chenoweth,

Evajeane Greenlun, Carolyn Hunsche, Katie Maloney,

Margot Reynolds, Stuart Terrass, Helene Thomasson, Joyce Wakeford, Betty Wetterau, William Wetterau, Jr., Tracy Zook

Trinity, Alliance

Samuel Potter, Robert Sevits, Judith Tolerton

St. Peter, Ashtabula

Earle B. Carswell, II, Randolph Louis Podgorny

Saint Andrew's, Barberton

Louise Baker, Sandra Hastings, Delores Vardeman, Raymond Woods

St. Barnabas, Bay Village

Benjamin Mitchell

St. Thomas, Berea

Phyllis Abbott, Gary Cline, David Englund, Jr., Alvin Griffin, Emma Hall, Anthony Long, Robert Peacock, Linda Short

St. John, Bowling Green

Thomas Kinney, Thomas Stubbs

St. Matthew's, Brecksville

Janet Keller, Milton Saris, Alexander Tanazevich

St. Mark's, Canton

Diane Becker, Margaret Pilz, John Schumacher, Joan Streb, Betty Traganza

St. Paul's, Canton

Clayton Frear, Tom Johanning, Brianna Lilly, Helen Taflan

St. Martin's, Chagrin Falls

Joyce Elaine Wright Brophy, Carol Deedrick

Cashbaugh, William Cashbaugh, Audrey Davis, Mary Smithers Eaton, Barbara Kidd Vandivier

St. Luke, Chardon

Susanne S. Kronk

St. Andrew's, Cleveland

Harland Alexander, Shari Gay, Josephine Perry,

Blanchetta White

Trinity Cathedral, Cleveland

Beverly Moffet, John Tripp, Paul Washburn

St. Paul's, Cleveland Heights

Donald B. Campbell, Mary Jones Chilcote, Joseph Robert Cortese, Eleanor Crippen, William M. Donley, Robert Copeland Dunbar, Emily Brooke Garratt, Norman S. Jeavons, Dennis Hopwood Kelly, George Loomis, Anne Taylor Meyer, Margaret Newell Mitchell, John Edward Nelson, Hannelore I. (Daisy) Osborne, Ella Hornickel Quintrell, Geraldine Schultz Smith, Nancy Comey Stevenson, Melvin E. (Beau) Stouffer, Carol Thompson Wykoff

Trinity, Coshocton

Dorcas Hall Roahrig

St. John's, Cuyahoga Falls

Gerald R. Leipply, Vera Prinzo

Grace Church, Defiance

Helen Farr

St. Stephen's, East Liverpool

Gwendolyn Hales, Frank Thornberry

St. Andrew's, Elyria

Bro. Kristopher Hebble, OSF, Susan MacBeth, Jane Montgomery, Jean Murphy, Gary Yug

Epiphany, Euclid

Meriam Kinison, Mary Beth Petti

Trinity, Findlay

L. Jean Bolmer, Caroline Mae Dunham, Patricia Rose Fox, Margaret Louise Gabel, Norman Edward Gibat

St. Paul's, Fremont

Robert Joseph Binder, Mary Eileen Clayton, Sondra M. Hoffman, Jane K. Stout

Harcourt Parish, Gambier

Hugh Stewart Gage, Miriam Lucile Bratt Lindstrom

St. Christopher by-the-River, Gates Mills

John Thomas Brown, Jr., Daphne Button, Edward Button, Julia Bolton Dempsey, Matthew Prior Figgie, Rosemarie F. Gorman, Timothy J. Mulle, Donald Thorpe, Robert Trebar

Christ Church, Geneva

Brantley Santiago, R. James Schroeder

Christ Church, Hudson

Donn Hobbs, Joleen Rodriquez, Jean Weisehan

Christ Church, Huron

Barbie Vermillion

Christ Church, Kent

Margaret Cowperthwaite, Louise Wanca, Joyce Sitko, Platt Safford, Michaelann Tibbs

St. Hubert's, Kirtland Hills

Richard Vern Abbott, Mary Bing, Virginia R. Mitzel, Betsy Bolton Schafer

Ascension, Lakewood

Bob Black, Bill Hildebrandt, Don Strater, Phyllis Strater

St. Peter's, Lakewood

Donald E. Ashmun, Maryre Joanne Boyd, Bonnie Sue Bartlett, Constance Chisamore, Ann W. Keller, Clarence William Marcks

Good Shepherd, Lyndhurst

Nancy R. Faymon, Donald Everett Houghton

St. Timothy's, Massillon

Frances Ruth Cleaver, Braden Ehmer, Jane Erickson, Mary A. Regula, Mitzi Ruwadi, Sally Stevenson

St. Paul's, Maumee

Charles Junior Bigley, Mary "Fran" Bondelier, Thomas F. Carson, Jr., Roger B. Dean, Eileen Ford, Edward Hutchinson Lamb, Carl C. Teipel, Jr., Mary Anne Tigges

St. Bartholomew, Mayfield Village

Steve J. Bellas, Josephine Gerlach

St. Paul's, Medina

Elizabeth Bres, Susan Potterton, Paul Powell

St. Andrew, Mentor

Donna Davis, Dr. David A. Pulman, Virginia (Ginny) Sherman

St. Paul's, Mount Vernon

Grace Hoagland, George Kahrl, Lauren Kolberg, Ken Lipscomb, Boyd McCalla, Claudia McDonald,

Barbara Tier, Bradley Upham, Mary Upham, Irma White

Trinity, New Philadelphia
Maryon "Sue" Duggan, E. Louise "Lou" Wagner

St. Paul, Norwalk
Mary Lou McGurk

Christ Church, Oberlin
Donald Beach, James Gardner, Howard Hatton, Helen Taylor, Warren Wickes, Richard Wood

All Saints, Parma
Beth Crawford, Joseph Stupakiewicz, Mildred Warden

St. Timothy's, Perrysburg
C. Robert Boyd, John Burton, Elizabeth Rank, Florence Wheelden

St. Thomas, Port Clinton
Marguerite Bolte, Francis Spoffard

Grace Episcopal, Ravenna
Stephen S. Bell, Judith A. Golden

Our Saviour, Salem
Douglas Hoobler, Martha Moore

Grace, Sandusky
Cindy Amerine, Kurt A. Fischer, Helen A. Hoffman, Jeanne Neff, Kathryn Roesch, Bill Shaffer, Mary Stauffer, Melvyn Stauffer, Rhoda Taylor, Vera Whittington

Christ Church, Shaker Heights
William J. Bauer, Frederick S. Bellamy, Charles A. Buss, Sydney Wynne Carter, Byrdie C. Lee, Lemuel E. Stewart, Jr.

St. Mark's, Sidney
Lois Landon, Linda Mong, Carolyn Stephens

St. Paul's, Steubenville
Donna Lee Diequez, V. Carol Livingston, William David Welch, Sheila Ziarko

St. Andrew's, Toledo
Hai Chang Benjamin Koo, Ann Petcoff, Deanna Johnson Ross, Margaret Alice Weber

St. Matthew's, Toledo
Jacquelin Ferrington, Hugo G. Heinze, Dawn I. Moring, Ronald P. Sherrer, Lois J. Tuttle, Charles E. Young, Jr.

St. Michael's in the Hills, Toledo
Constance Alexander, Joan Arnos, Seavey Bailey, Mary Barnard, Gloria Kistler, Katherine Myers, Christopher Sailstad, Lois Tuttle

Trinity, Toledo
George Brown, Barbara Clarke, Lucille Evans, Jack Goodhand, Butterfly Thelma Wipf

New Life Episcopal, Uniontown
Walter B'Jerre, Kenneth C. Croasmun, Peter Mihelich

St. Mark's, Wadsworth
James Edward Hughson


Christ Church, Warren
Nancy Maggiano, Daniel Pinti, John Post, Betty Russell

Advent, Westlake
Renee Conrad Finch, Donald Moore

Grace, Willoughby
Terry Robert Ady

St. James, Wooster
Augusta Lange, Dorothy Meenan, Louise Plusquellec

St. John's, Youngstown
William Leroy Battisti, Albert Burton Cinelli, Audrey DiPiero, Helen Marie Fuller, Robert E. Ingersoll, Betty Ruth Spurio, Lucile Catherine Sturdevant, Mary Elizabeth Wrona



Appendix II

Reports to Convention

Treasurer's Report

2018

Good morning. My name is Tom Austin, and I'm the Treasurer of the Diocese of Ohio. This is my annual report to the Diocesan Convention.

My report will cover the areas of financial position of the Diocese, Joint Investment Fund or JIF, and parish reporting and compliance.

Financial Position of the Diocese

The availability of cash and investments for short-term liquidity is excellent. There are no issues with long-term sustainability at this time.

Internal financial controls are enhanced by an annual external audit and the Finance and Audit Committees of Council. I thank members of both committees for their faithful service. We continue to receive unqualified opinions from our auditors that confirm our controls are working effectively.

The 2018 operating budget reflects a smaller than anticipated deficit at September 30th. We expect the budget will result in a break-even position or a modest surplus at year-end.

The statement of activities for all Diocesan funds shows a deficit at this time, which is attributable to realized and unrealized investment losses.

Pledges from the Planting for Tomorrow campaign continue to be received on a timely basis. Four parishes have now collected 100% of their goal and will receive all of their remaining pledge receipts. Over 92% of the Diocesan portion of the Planting for Tomorrow pledges has been collected.

We look forward to 2019, the first full year of operations at Bellwether Farm, including the inaugural season of camp.

Detailed financial information for both the Diocese and Joint Investment Fund can be found online in the Convention section of the website.

Joint Investment Fund

The recent volatility of the stock and bond markets has not impacted how and where our money is invested. We don't try to time the market. We remain confident in the governance structure, the faithful Episcopalians who serve as Trustees, and our investment advisors, Clearstead Advisors. Our assets are invested for the long-term support of many Diocesan ministries.

The president of the Trustees, Jim Baker, will present a more detailed report of the Trustees' activity this afternoon. The new Socially Responsible Investment Policy of the Trustees can be found on the Diocesan website under parish resources, finance office. We commend it to you, whether or not your parish is invested in JIF.

Currently, 46 parishes and 3 Episcopal organizations participate in the Joint Investment Fund.

Parish Reporting and Compliance

Since the last Convention, the Diocesan Council approved 3 capital loans totaling \$46,646 and 6 capital grants totaling \$75,838. As interest rates have increased over the past several years, the interest rate of 4.5% for Diocesan loans is now below the current prime rate of 5.25%. Your parish may want to consider doing capital

projects now to take advantage of our lower rates.

Most parishes met all of their reporting requirements this year.

Last year, the Episcopal Church in New York closed access to its online reporting system for parochial reports on its canonical deadline of May 1st. We want all parishes to file their reports by that date. In an effort to encourage timely filing, the Episcopal Church mailed all materials on November 1st requesting dioceses mail information to parishes by December 1st. The Finance Office will comply with this request. The Diocesan deadline for parochial reports remains March 1st.

Church Pension Group, or CPG, is transitioning payment of lay pensions to allow employer, employee and RSVP contributions to be made online rather by check.

Every parish is required to have its books and records audited every year by one of the 4 available methods, depending on its size. Most parishes are required to use the Diocesan audit team for its audit, at least once every 3 or 4 years. The Diocesan audit team completed 24 audits this year and the small committee audit method continues to be well received.

It is my continuing pleasure to serve as the Treasurer of the Diocese of Ohio. Thank you for your attention.

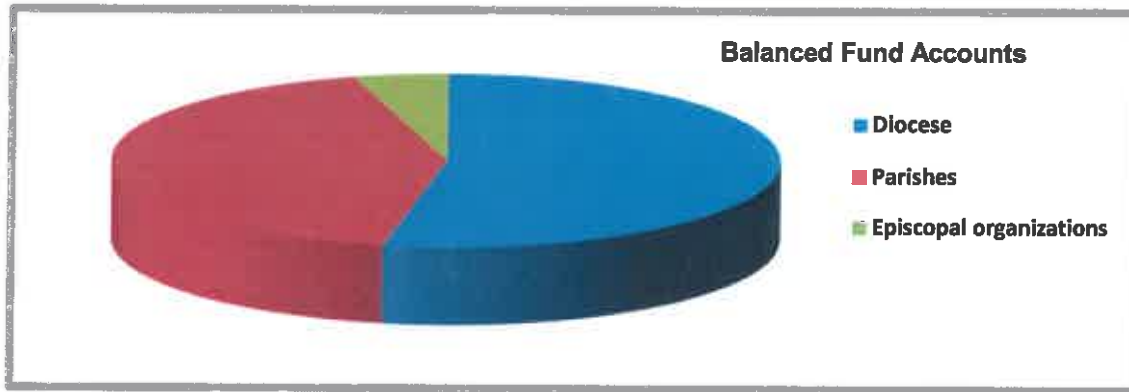
**FINANCIAL
HANDOUTS
TREASURER'S &
TRUSTEES'
REPORTS
202nd CONVENTION**

JOINT INVESTMENT FUND OF THE TRUSTEES OF THE DIOCESE OF OHIO

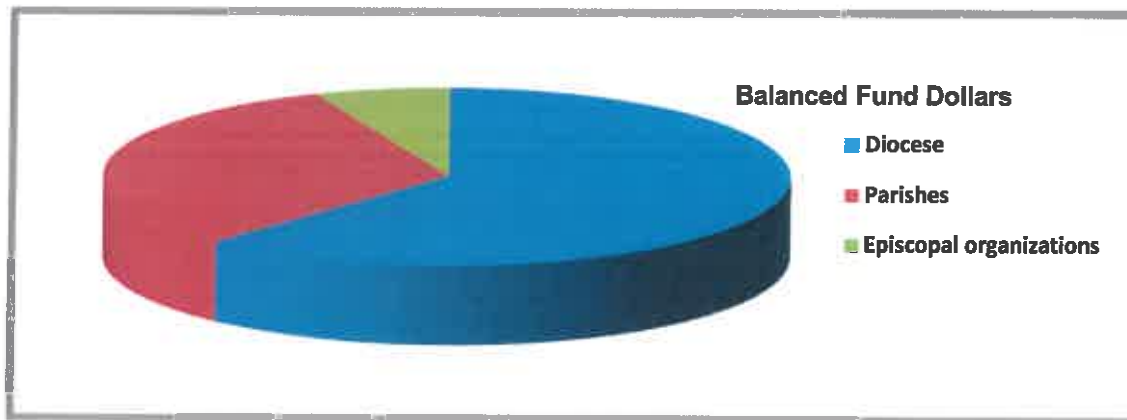
As of September 30, 2018

BALANCED FUND

Diocese	141	53.0%
Parishes	113	42.5%
Episcopal organizations	12	4.5%
Total accounts	266	100.0%



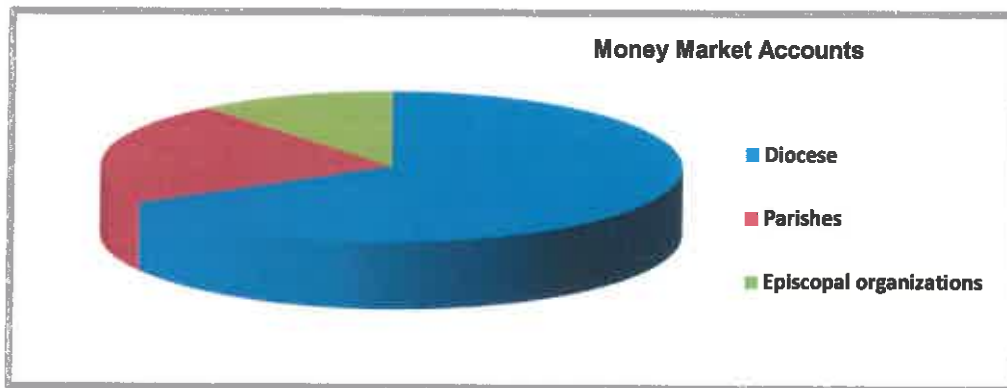
Diocese	\$ 33,571,744	61.7%
Parishes	17,446,413	32.0%
Episcopal organizations	3,431,424	6.3%
Total dollars	\$ 54,449,581	100.0%



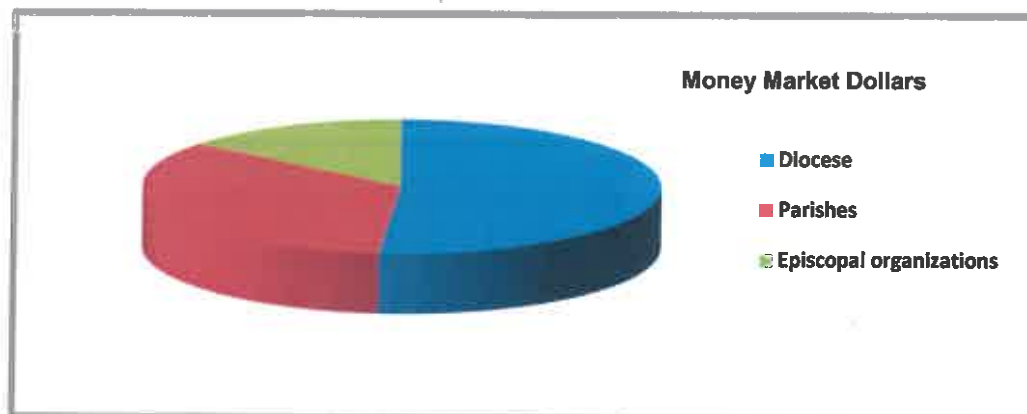
JOINT INVESTMENT FUND OF THE TRUSTEES OF THE DIOCESE OF OHIO
As of September 30, 2018

MONEY MARKET FUND

Diocese	12	66.7%
Parishes	4	22.2%
Episcopal organizations	2	11.1%
Total accounts	18	100.0%



Diocese	\$	168,047	51.3%
Parishes		112,280	34.3%
Episcopal organizations		47,252	14.4%
Total dollars	\$	327,579	100.0%

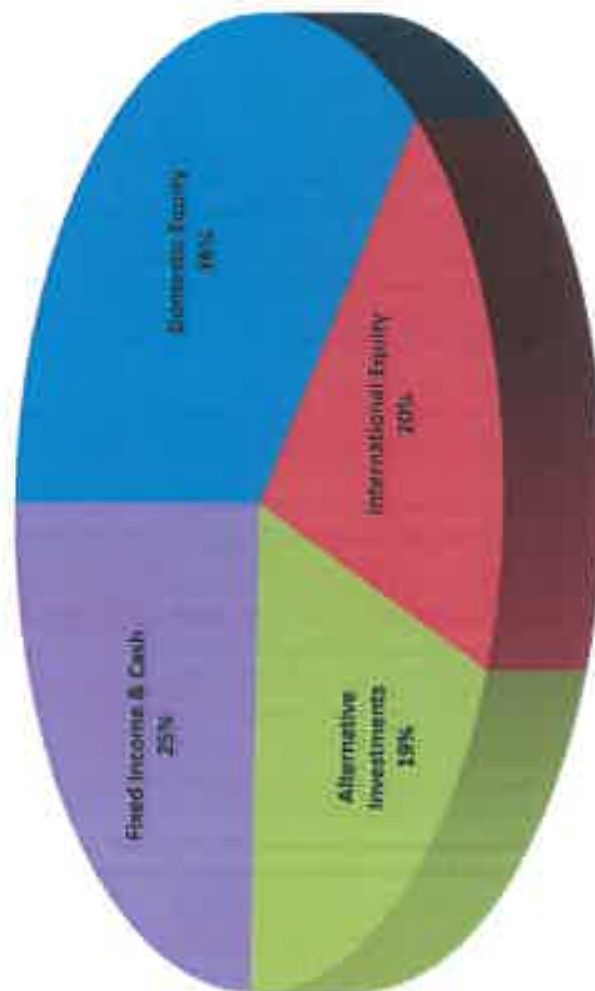


JOINT INVESTMENT FUND

PERFORMANCE FOR THE TWELVE MONTHS ENDED AUGUST 31, 2018

Account	Market Value	12-month return	Benchmark return
World Asset Management	13,846,560	19.9%	19.7%
Brookfield Global Listed Real Estate	1,186,607	4.1%	5.5%
Loomis Sayles Small Growth Institutional	2,408,902	37.9%	30.7%
Dodge & Cox International Stock	3,665,272	-2.3%	3.2%
Dodge & Cox Income	4,766,603	0.0%	-1.0%
DFA Emerging Markets Social Core Equity	1,900,179	-1.5%	-0.7%
Integrity Small/Mid Cap Value	2,903,522	14.8%	17.4%
JPMorgan Strategic Income Opportunities	1,266,363	2.4%	1.5%
Federated Total Return Bond Institutional	4,899,748	-0.6%	-1.0%
PIMCO Diversified Income	1,118,413	0.4%	-1.0%
Standard Life Global Absolute Return	2,910,213	-2.4%	4.2%
SEIX Floating Rate High Income	1,015,095	4.5%	5.3%
AQR Long Short Equity	1,155,703	-4.1%	5.4%
Diamond Hill Long-Short	1,553,924	6.4%	5.4%
Vanguard International Explorer	1,676,072	5.5%	7.8%
US Bank Money Market	284,637	1.1%	1.5%
Wells Fargo Absolute Return Institutional	3,757,227	0.9%	4.7%
Oppenheimer International Growth Fund	3,398,138	3.1%	3.2%
Total Balanced Fund	\$ 53,713,176	7.2%	8.2%

Green figures in the 12-month return column indicates the investment outperformed its benchmark.

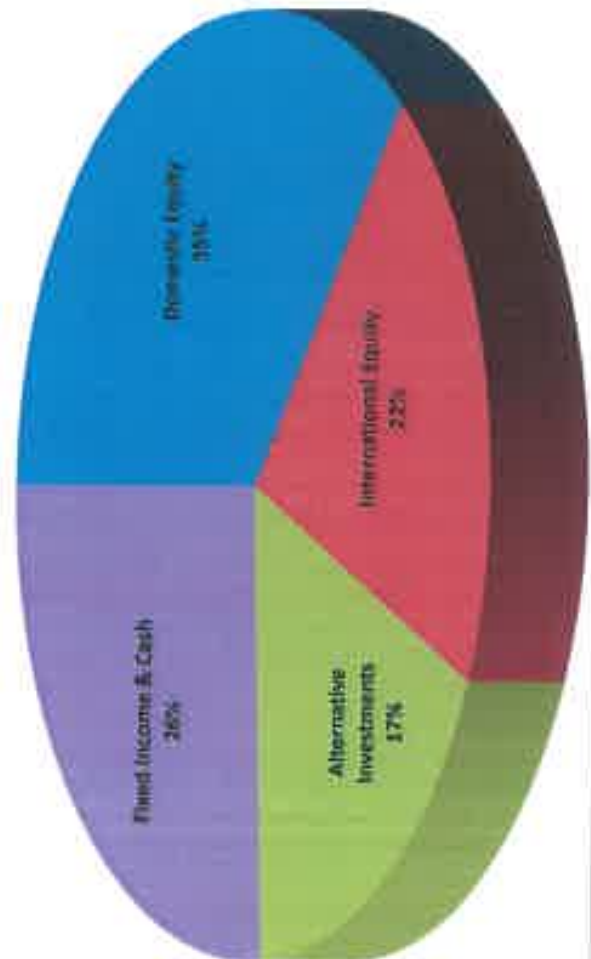


JOINT INVESTMENT FUND

PERFORMANCE FOR THE TWELVE MONTHS ENDED SEPTEMBER 30, 2017

Account	Market Value	12-month return	Benchmark return
World Asset Management	14,815,785	18.3%	18.6%
Brookfield Global Listed Real Estate	1,184,957	0.6%	0.6%
Loomis Sayles Small Growth Institutional	1,856,326	24.2%	21.0%
Dodge & Cox Intl. Stock	4,390,883	26.6%	19.8%
Dodge & Cox Income	4,922,554	2.6%	0.1%
DFA Emerging Markets Social Core Equity	1,965,436	21.6%	22.5%
Integrity Small/Mid Cap Value	2,773,541	22.6%	15.7%
JPMorgan Strategic Income Opps	1,238,376	4.4%	0.7%
Federated Total Return Bond Institutional	6,087,791	1.5%	0.1%
PIMCO Diversified Income	1,110,109	7.0%	0.1%
Standard Life Global Absolute Return	2,969,108	3.5%	5.9%
Seix Floating Rate High Income	973,886	5.3%	5.4%
AQR Long Short Equity	730,102	17.6%	7.9%
Diamond Hill Long-Short	710,198	8.7%	7.9%
Vanguard International Explorer	1,671,162	26.1%	21.7%
US Bank Money Market	3,505	0.4%	0.7%
Wells Fargo Adv Absolute Return	3,949,805	8.2%	5.0%
Oppenheimer International Growth Fund	3,833,380	15.9%	19.6%
AIG Receivable	191,889		
Total Balanced Fund	\$ 55,568,803	13.1%	11.4%

Green figures in the 12-month return column indicates the investment outperformed its benchmark.



Episcopal Diocese of Ohio
Statement of Financial Position
as of September 30, 2018

	Operating	Special Purpose	Endowment	Total
ASSETS				
CURRENT ASSETS				
CASH & EQUIVALENTS	\$282,921.82	\$1,825,488.48	\$240,334.47	\$2,348,744.77
RECEIVABLES	\$67,740.42	\$974,595.43	\$7,673.81	\$1,050,009.66
OTHER	\$46,681.06	\$3,441.98	\$0.00	\$50,123.04
TOTAL CURRENT ASSETS	<u>\$397,343.30</u>	<u>\$2,803,525.89</u>	<u>\$248,008.28</u>	<u>\$3,448,877.47</u>
NONCURRENT ASSETS				
PROPERTY AND EQUIPMENT	\$18,056,122.52	\$140,979.77	\$0.00	\$18,197,102.29
OTHER ASSETS	\$2,043,535.86	\$8,085,575.23	\$30,273,517.85	\$40,402,628.94
Total NONCURRENT ASSETS	<u>\$20,099,658.38</u>	<u>\$8,226,555.00</u>	<u>\$30,273,517.85</u>	<u>\$58,599,731.23</u>
TOTAL ASSETS	<u>\$20,497,001.68</u>	<u>\$11,030,080.89</u>	<u>\$30,521,526.13</u>	<u>\$62,048,608.70</u>
LIABILITIES AND NET ASSETS				
LIABILITIES				
CURRENT LIABILITIES	\$2,243,724.39	\$922,252.69	\$0.00	\$3,165,977.08
NONCURRENT LIABILITIES	\$217,553.41	\$1,377,249.62	\$0.00	\$1,594,803.03
TOTAL LIABILITIES	<u>\$2,461,277.80</u>	<u>\$2,299,502.31</u>	<u>\$0.00</u>	<u>\$4,760,780.11</u>
NET ASSETS	\$18,035,723.88	\$8,730,578.58	\$30,521,526.13	\$57,287,828.59
TOTAL LIABILITIES AND NET ASSETS	<u>\$20,497,001.68</u>	<u>\$11,030,080.89</u>	<u>\$30,521,526.13</u>	<u>\$62,048,608.70</u>

Episcopal Diocese of Ohio
Income Statement - All Funds
for Nine Months Ended September 30, 2018

	Operating	Special Purpose	Endowment	Total
Revenue and Support				
Support from Parishes	\$1,417,965	\$0		\$1,417,965
Joint Investment Fund Income	\$390,676	\$562,768	\$144,086	\$1,097,530
Realized/Unrealized Losses on Investments	(\$37,001)	(\$112,523)	(\$467,482)	(\$617,006)
Depreciation on funds held in trust	\$0	(\$6,354)	(\$18,104)	(\$24,458)
Interest and Dividend Income	\$57,108	\$154,913	\$39,691	\$251,712
Other Income	\$219,075	\$3,565	\$0	\$222,640
Contributions and Offerings	\$995,318	\$473,849	\$5,414	\$1,474,581
Net assets released from restrictions	\$0	\$0	\$0	\$0
Total Revenue and Support	\$3,043,141	\$1,076,218	(\$296,395)	\$3,822,964
Expenses				
Clergy	\$22,717	\$162,266	\$0	\$184,983
Congregations and Christian Formation	\$151,925	\$26,354	\$11,250	\$189,529
Anglican Commitments	\$369,496	\$0	\$0	\$369,496
Personnel	\$1,462,638	\$222,332	\$0	\$1,684,970
Travel Expenses	\$55,766	\$5,603	\$0	\$61,369
Mission Office	\$17,426	\$582	\$1,086	\$19,094
Bishop's and Support Offices	\$142,796	\$32,192	\$0	\$174,988
Building and Office Expenses	\$93,273	\$100,453	\$0	\$193,726
Capital Grants	\$0	\$152,052	\$0	\$152,052
Legal fees and related expenses	\$820	\$0	\$0	\$820
Other Grants	\$0	\$331,680	\$154,949	\$486,629
Other Expenses	\$164,078	\$161,078	\$12,015	\$337,171
Depreciation and amortization	\$1,057	\$0	\$0	\$1,057
Total Expenses	\$2,481,992	\$1,194,592	\$179,300	\$3,855,884
Total Revenue and Support Less Expenses	\$561,149	(\$118,374)	(\$475,695)	(\$32,920)
Transfers Among Funds	\$5,453,093	(\$5,453,093)	\$0	\$0
NET SURPLUS/(DEFICIT)	\$6,014,242	(\$5,571,467)	(\$475,695)	(\$32,920)

Episcopal Diocese of Ohio **Year-to-Date Budget Report** **For Nine Months Ended September 30, 2018**

	YTD Actual	YTD Budget	Favorable (Unfavorable)
RECEIPTS			
SUPPORT FROM CONGREGATIONS	\$1,417,965	\$1,523,000	(\$105,035)
ENDOWMENT INCOME	\$304,271	\$304,832	(\$561)
TOTAL INVESTMENT INCOME - OTHER	\$118,335	\$128,660	(\$10,325)
FEES RECEIVED FOR ADMINISTRATIVE SERVICES	\$190,390	\$190,379	\$11
OTHER RECEIPTS	\$5,382	\$0	\$5,382
FROM SPECIAL FUNDS	\$310,937	\$316,282	(\$5,345)
TOTAL RECEIPTS	\$2,347,280	\$2,463,153	(\$115,873)
EXPENSES			
OFFICE OF MINISTRY	\$183,493	\$180,300	(\$3,193)
OFFICE FOR CONGREGATIONS AND CHRISTIAN FORMATION	\$182,029	\$225,625	\$43,596
DIOCESAN, EPISCOPAL CHURCH AND ANGLICAN COMMUNION RES	\$369,496	\$311,075	(\$58,421)
OFFICE OF MISSION	\$19,094	\$53,802	\$34,708
OFFICE OF THE BISHOP AND SUPPORT OFFICES	\$1,694,623	\$1,815,153	\$120,530
LEGAL FEES AND RELATED EXPENSES	\$820	\$0	(\$820)
TOTAL EXPENSES	\$2,449,555	\$2,585,955	\$136,400
FUND TRANSFERS			
INTER FUND TRANSFERS	(\$243,590)	(\$90,000)	(\$153,590)
INTRA FUND TRANSFERS	\$220,324	(\$19,500)	\$239,824
TOTAL FUND TRANSFERS	(\$23,266)	(\$109,500)	\$86,234
NET SURPLUS/(DEFICIT)	(\$125,541)	(\$232,302)	\$106,761

Report of the Trustees

2018

Number of Regular Meetings: 4

Number of Special Meetings: 2

Officers: James A. Baker, President

Members: James A. Baker, Grace Church, Mansfield

The Rev. Dr. C. Eric Funston, St. Paul's Church, Medina

Robert Clarke Brown, St. Paul's, Cleveland Heights

The Rev. Jan Smith Wood, Grace Church, Sandusky

The Rev. Elizabeth Frank, St. Mark's, Canton

The purpose of The Trustees of the Diocese of Ohio is to oversee the investment management and administration of the Joint Investment Fund, hold title to property from closed or imperiled parishes, and dispose of acquired property as authorized. These duties may include authorizing expenditure from accounts of The Joint Investment Fund, setting an annual spending rate, and hiring managers, advisers, and custodians for the funds.

Actions taken:

- Elected James Baker to serve as President of the Trustees for the year.
- Approved rebalancing the portfolio and the disbursement of a total of \$4,070,000 to the Diocese for cash needs (income distributions and principal withdrawals).
- Received a report from Hartland & Co., investment advisers, on the SRI audit for the year 2017.
- The audit of Socially Responsible Investment (SRI) showed that .35% of the fair market value (FMV) of the investments were held in the prohibited categories of tobacco and gaming. These investments were not direct investments, but held indirectly through mutual funds.
- Received a report of fees paid by the portfolio in 2017 from Hartland & Co. The overall fees were 80 basis points, or .80%. The investment adviser was paid 16 basis points, the custody fee was 4 basis points, and investment managers fees and the fees imbedded in mutual funds were .60%, or 60 basis points. The expense ratio of investment managers and mutual fund fees were lower for 14 of 16 investments, compared to Morningstar average category fees, and for 15 of 16 investments compared to Morningstar average institutional fees.
- Approved the sale of real estate associated with the closed parishes of St. Augustine's, Youngstown, and St. Paul's, Marion.
- Authorized Sue Leishman, CFO to disburse \$80,000 to the ECS Development Council from Church Home funds.
- Approved allocating the 2017 operating surplus of \$110,444 to designated operating reserves of the Diocese of Ohio.
- Authorized continuing the 4.5% spending rate for the calendar year 2019. The rate is applied to the

12- quarter average unit value at June 30th each year to determine the monthly distribution rate for the subsequent calendar year.

- Received reports from Hartland & Co. on investment performance and performance vs. peers.
- The calendar year 2017 return of the JIF portfolio was 16.3% vs. the benchmark return of 15.1%. At March 31st, 2018, the 10-year performance versus endowments and foundations with assets between \$50- \$250 million showed a 7.2% return for the portfolio (5th percentile), and 6.4% return for the peer group (22nd percentile).
- Authorized continuing the current level of operating support for St. Barnabas, Bay Village until a revised plan is formulated and presented to the Trustees. The new priest-in-charge, Rev. Alex Martin, will be consulted to develop the revised plan.
- Authorized the purchase of real estate in Wakeman Twp. that is currently being used in an industrial chicken operation by the seller, Byron Dalton. The purchase price was \$3.45 million. Once the current egg laying cycle is complete in July 2019, the Diocese will begin repurposing the property.
- Met with the ad hoc committee of the Trustees in two special meetings regarding the construction costs of Bellwether Farm. Authorized the liquidation of \$1,385,239 of Diocesan investments in June 2018, and an additional \$465,746 of Diocesan investments in August for additional construction costs for the project.
- Adopted a revised Socially Responsible Investment (SRI) policy which incorporates ESG factors.
- ESG factors are environmental, social and governance factors used by companies and organizations in their governance and operations. The Trustees will begin including these ESG factors in the process of selecting investments for the portfolio. Previously, the Trustees attempted to identify investments that were consistent with Episcopal values and negative screens adopted by previous Diocesan Conventions. The current negative screens are companies that derive 10% or more of their revenues from tobacco and/or gaming activities. The new SRI policy expands the current policy to incorporate both inclusionary and exclusionary factors when choosing investments. It is hoped that future investments will be chosen for their financial performance as well as their social impact.

Diocesan Council

2018

Meetings: 8 (Regular)

Officers: President, The Rt. Rev. Mark Hollingsworth, Jr.
Secretary, Tom Austin

December

- Motion passed to approve the October 19, 2017 minutes.
- Resolution authorizing Executive Committee of Diocesan Council.
- Nominations for member-at-large were called for and the Rev. Anne Kidder and Raymond Cox were elected.

January

- Motion passed to approve the minutes from the December 2, 2017 meeting.

February

- Motion passed to approve the minutes from the January 18, 2018 meeting.

March

- Motion passed to approve the minutes from the February 15, 2018 meeting.
- Approved the 14-hour anti-racism training curriculum presented by the Commission for Racial Understanding.

May

- Motion passed to approve the minutes from the March 15, 2018 meeting.
- Motion passed to delegate to the Finance Committee the approval of the Loans & Grants request from All Saints, Parma, not to exceed \$6,000 total, subject to their receipt of the additional information from the contractor and the parish financials.
- On behalf of Diocesan Council, the Executive Committee approved the Loans & Grants recommendation to provide Ascension, Lakewood \$13,000.
- On behalf of Diocesan Council, the Executive Committee approved the Loans & Grants recommendation to provide St. Mark's, Sidney full funding of approximately \$10,000 for a new HVAC system and sewer system repairs required by the City of Sidney.
- Decision made to change the 2018-2019 meeting time to 3:00-6:00 p.m. on Thursdays.
- Decision made for Diocesan Council members to have Anti-Racism training at the Nov. 30-Dec. 1 meeting at Bellwether Farm.

June

- Motion passed to approve the minutes from the May 17, 2018 meeting as amended.
- Motion passed to approve a loan of \$15,623 and a grant of \$15,623 to St. Mark's, Canton as recommended by the Loans & Grants Committee.
- Motion passed to accept the Finance report.
- Motion passed to make recess appointments for open Mission Area representative openings on Diocesan Council if not filled by the Mission Areas.

September

- Motion passed to approve the minutes from the June 21, 2018 meeting.

Diocesan Council 2018

- Motion passed to accept the 2017 draft audit.
- Approved the recommendation of the Loans & Grants Committee for a \$9,829.33 grant and a \$9,829.33 loan to St. Andrew's, Elyria.
- Motion passed to endorse and recommend to Diocesan Convention the 2019 proposed operating budget.

October

- Motion passed to approve the September 20, 2018 minutes.
- Approved the recommendation of the Loans & Grants Committee for a grant of \$2,096.34 to St. Andrew's, Akron for roof repairs.
- Motion passed to accept the Finance report.

Report of the Standing Committee 2018

Meetings: 11 (Regular)
0 (Special)

Officers: President, Ms. Deborah Shamlin
Secretary, The Rev. Joseph Ashby

Consented to the Election of:

- Mark A. Cowell, Diocese of Western Kansas
- Joseph Kerwin Delicat, Diocese of Haiti
- Carlye J. Hughes, Diocese of Newark
- Michael B. Hunn, Diocese of the Rio Grande
- Kevin D. Nichols, Diocese of Bethlehem
- Kathryn Ryan Bishop Suffragan, Diocese of Texas
- Susan Goff Bishop Suffragan, Diocese of Virginia

Other Business before the Standing Committee:

- Approved a request from St. James Church, Wooster to alienate church property – sale of church office building.
- Confirmed appointments of Mr. Kevin Norchi, Esq. as Church Attorney and Mr. Raymond Cox to the Diocesan Audit Committee.
- Confirmed appointment of Ms. Sharon Watts, Ms. Tina Monreal, Mr. Hugh Grefe and Mr. Doug Skladan to the Finance Committee, Mr. Darrell Knapp to the Audit Committee, and Mr. Tom Austin as an Ex-Officio member of both committees.
- Approved designation of St. Paul's, Marion as an Imperiled Parish with the proposed Trustees.
- Recommended Stephen Ashby, Brian Bechtel, Rachel Harrison, Daniel Hinde, David McBee, Marie Moore, Anna Sutterisch, and Barbara Telfer as Candidates for Holy Orders.

Notices received and reviewed from the Dioceses of:

- Albany
- Central Florida
- Central Gulf Coast
- Chicago
- Connecticut
- Dallas
- Indianapolis
- Kentucky
- Lexington
- Louisiana
- Massachusetts
- Michigan
- Missouri
- Minnesota
- New Jersey
- Newark
- North Carolina
- Northern California
- Oregon
- Pittsburgh
- Puerto Rico
- Rhode Island
- Rio Grande
- South Dakota
- Southwest Florida
- Southwestern Virginia
- Western Louisiana
- Western Massachusetts

Loans and Grants Committee 2018

Meetings: All meetings are held on an “as needed” basis

Officers: None

Committee Members: Christina A. Monreal, Christ Church, Hudson
Sharon A. Watts, St. Paul's, Cleveland Heights
Hugh Grefe, Trinity, Toledo
Doug Skladan, St. Andrew's, Elyria
P. Thomas Austin, Treasurer of the Diocese
William A. Powel, Canon to the Ordinary, Staff
Susan M. Leishman, CFO, Staff

The purpose of the Loans and Grants Committee of the Diocese of Ohio is to review capital loans and grants requests from parishes, and make recommendations to Diocesan Council for final approval/rejection. Diocesan Council also establishes guidelines for parishes to use in the application process, and the Council periodically reviews and updates these guidelines.

A total of \$49,646 in loans were approved, as well as \$75,338 in grants.

Loans For Capital Projects

- Approved a loan of \$15,623 to St. Mark 's, Canton for repairs to the heating and air conditioning system. The terms of the loan are 3 years, 4.5% interest.
- Approved a loan of \$24,194 to All Saints Church in Parma for repairs to the catch basin in the parking lot and repaving the lot. The terms of the loan are 5 years, 4.5% interest.
- Approved a loan of \$9,829 to St. Andrew's, Elyria for repairs to their flat roof. The terms of the loan are 3 years, 4.5% interest.

Grants For Capital Projects

- Approved a \$10,245 grant to St. Mark 's Church, Sidney for a new HVAC system and sewer repairs mandated by the city.
- Approved a \$13,351 grant to Church of the Ascension for repairs to the elevator, roof, and masonry.
- Approved a grant of \$24,194 to All Saints Church, Parma for repairs to the catch basin and repaving the parking lot.
- Approved a grant of \$15,623 to St. Mark 's, Canton for repairs to its heating and air conditioning system.
- Approved a grant of \$9,829 to St. Andrew's, Elyria for repairs to its flat roof.
- Approved a grant of \$2,096 to St. Andrew's, Akron for roof repairs.
- The Committee has no budget. Funds are available for capital loans and grants from three separate funds invested in the Joint Investment Fund.

Commission on Ministry 2018

Meetings: The COM had 7 regular meetings,

1 retreat, 2 ordinations and 1 daylong conference

Officers: Chair, The Rev. Evan Fischer

The purpose of the Commission on Ministry (COM) is to advise and assist the Bishop in the work of discernment, formation, and support for persons in Holy Orders and Lay Professionals in the Diocese of Ohio. The primary tasks of the Commission includes determining, together with the Bishop, the present and future needs in the diocese's ministry; and recruiting and assisting in the selection of personnel for Holy Orders.

1. Ordinations: Since the 201st Convention, COM has overseen the following ordinations: Gregory Stark and Alexander Barton to the priesthood.
2. Clergy Compensation: The COM determined clergy compensation standards in conjunction with the direction of the CFO and the cost of living index, and offered an updated R1; concerns for parishes dealing with rising healthcare, while still attending to the professional and personal needs of the clergy and lay professionals and their families.
3. Scholarship Assistance: The Diocese of Ohio has been fortunate to be able to provide substantial financial assistance to individuals who are in the process of education and formation for ordained ministry. The Diocese's ability to offer scholarships for theological education is a result of the generosity of a number of benefactors over the years that have made provisions in their wills for such endowments. This year the fund will allow for 12 Seminarians to receive support in the range of \$3,000 - \$10,000. Through this same fund and in conjunction with the Bishop's Appeal, the Commission on Ministry makes it possible for newly ordained clergy to have internship, which is important training if there are to be only a few curacies available.
4. Developing Ministry: This year the Diocese of Ohio has again joined with the Bexley Seabury Federation in a low residency Masters of Divinity program with six local students. Six of these students will have three year internships in diocesan parishes, for both practical and hands on learning, while subsidizing the cost of seminary.
5. Deacon Formation Program: A key piece in our diocesan priority is to develop servant leaders through a strong network of deacons who are able to both call members of the diocese to develop their own diaconal ministry and assist individuals in understanding how their actions are spiritually formative. In 2017, five deacon postulants began work with the program director Kate Gillooly, as well as Anne Coen, the Rev. Debra Bennett and the Diocesan Deacons in the first year of study and field-work.
6. Discernment: The COM hosted Ministry Discernment Day for those discerning a call to ordained ministry on October 13, 2018.
7. Thank you: Ms. Anne Coen, Ms. Cynthia Smith, the Rev. Aaron Gerlach, and the Rev. Kay Ashby for their four years of faithful service, and a special thanks to the Rev. Evan Fischer for his leadership over the last three years.

Archives 2018

The work of preserving our diocesan history continued with grace and favor this past year. On the heels of the 200th anniversary of the founding of our diocese in 1817, we continued the celebration with the 200th anniversary of the election of Philander Chase as our first bishop in 2018. In 2019 we will celebrate the 200th anniversary of his consecration on February 11, 2019.

During 2018 the archives began utilizing the former Sacred Path display case which is now located just outside of the Bishop's office at Trinity Commons. The first display consisted of church plates, mugs and glasses. Our Diocesan Archives has acquired the beginning of a good collection of china bearing the images of diocesan parish churches: St. Peter's Church, Ashtabula; St. James Church, Boardman; St. Paul's Church, Canton; Trinity Cathedral, Cleveland; Church of the Epiphany, Euclid; Christ Church, Huron; St. Paul's Church Norwalk, Grace Church, Mansfield; Christ Church, Oberlin; Grace Church, Ravenna; Christ Church, Shaker Heights; Grace Church, Sandusky; Trinity Church, Toledo; St. Andrew's Church Youngstown; St. Augustine, Youngstown; St. John's Church, Youngstown; We also have a goodly number of mugs from parishes and diocesan organizations. We also have a pewter plate commemorating Jubilee College—now defunct (the second college which Bishop Chase founded when he became the Bishop of Illinois) and commemorative plate from Coventry Cathedral given to Bishop Burt at the time of our diocesan sesquicentennial celebration in 1967.

The second display in the case commemorates the 2018 General Convention complete with convention buttons, pamphlets, china mugs, a bobble head figure of Presiding Bishop Curry (offered as a fund raiser for FORMA-the Episcopal Christian Educators Advocacy Organization) and a 2018 Convention Prayerbook signed by the Ohio Deputation and our three bishops in attendance: Hollingsworth; Persell, Williams.

There are also framed posters in English and Spanish by the Presiding Bishop hanging nearby and the Ohio Deputation placard which is also framed and hanging near the display case. This re-purposed display case gives us a secure place to highlight many aspects of our diocesan history and we are grateful for the opportunity to use it as such.

Our 2018 signed prayerbook will join a collection of signed convention prayerbooks which were donated to the archives by the estate of the late Sterling Newell, Esq. through the work of our Canon-to-the-Ordinary, William Powel, Esq. Canon Powel has been sorting through a wall of boxes from Sterling's effects and our Diocesan Archives have reaped the benefit of important letters, programs, journals and signed General Convention Prayerbooks! Thanks be!

Our Diocesan Archives has also become the repository for records and certain church furnishings from two parishes which closed this past year: St. Augustine's Church, Youngstown and St. Paul's Church, Marion. The records for each parish, which we were able to acquire, are now safely housed in our archives awaiting to be catalogued. In addition a representative liturgical item from each parish (The Sanctus Rood Beam from the altar at St. Augustine's and a officiant's chair from St. Paul's) are being housed in the archives. A portion of the liturgical furnishings from St. Augustine's were given into the care of St. John's Youngstown in the hope that they can be incorporated into the liturgical life of that parish and will help keep the memory and mission of St. Augustine's alive for the parish members who are now part of St. John's parish family. The pulpit and lectern were sent to Bellwether Farm and the Bishop's Chair and two matching side chairs have been re-purposed and are now in use at Christ Church, Oberlin.

In April I gave a keynote address to the 2018 BEST (Bishop's Executive Secretaries Together) at the invitation of our own Bishop's Executive Secretary, Eva Cole. The conference was held in Cincinnati, Ohio and it was my joy to be there along with Eva and Bishop Hollingsworth. My presentation preached on the importance of maintaining Diocesan Archival Records and also the importance of sending copies of each diocesan convention journal to the Archives of the Episcopal Church in Austin, Texas in a timely fashion.

In May I gave a presentation to the ad-hoc archives committee of St. Christopher-by-the-River, Gates Mills. This committee is beginning the work of creating a parish archives.

In August I gave a presentation on our Diocesan Archives to the Diocese of Ohio Chapter of the Daughters of the King at their annual meeting and installation of officers which was held at St. Martin's Church in Chagrin Falls, Ohio.

Since the 201st Convention I wrote two articles for Church Life. "Pioneer Bishops, Clergy, and Churches on Ohio's Frontier (co-authored with Lynette Williams for Church Life Winter 2017) and "The General Convention of 1817: Wheels in Motion for the Episcopal Diocese of Ohio." (Church Life Summer 2018). A Third article on the Episcopacy of Philander Chase is due to be published in the 2018 Winter edition of Church Life and it is my privilege to work with Jessica Rocha, Beth Bergstrom and Rita Rozell (who retired this past June after a long tenure with our diocese). Additionally, I assisted Laura Hnat, Canon-to-the-Ordinary William Powel, and, of course, Bishop Hollingsworth with various research and other projects. I remain grateful for Eva Cole's assistance with helping to keep our records current and to assist me as needed.

During this past summer I took a sabbatical leave from my parish family which involved travel during the months of June and July. It was our great fortune to welcome Nan Hunter who stepped in as "Archivist pro tempore" and helped supervise our crackerjack team of Summer Interns: Madison McDowell and Richard Pryor, III who served a second year as interns in the Archives and Callan Swaim-Fox and Cecelia Payne who were newcomers to the Archives this Summer. They were, every single one of them, worker bees and accomplished a great deal of work which included the day to day projects of answering questions and researching the records of defunct parishes and continuing the work of organizing our collections.

Additionally, this year's summer interns tackled the mountainous job of scanning every photograph in our archives. They were aided by Diocesan Tech Advisor, Ed Vennetti, who set up and installed our new Epson Series DS-50000 scanner which allows us to scan oversize photographs and to scan in high resolution for more detail. Ed also arranged for our digital photo collection to be stored on the cloud which saves space on our desktop and laptop computers.

We were fortunate to have had the help of Mr. John Mercer, a parish member at Christ Church, Shaker Heights, who facilitated the transfer to our archives of Byrdie Lee's collection of historical material relating to the history of the Union of Black Episcopalians in Ohio and in the wider church. As an historian herself, Byrdie, a 2018 recipient of the Bishop's medal and now of blessed memory, bequeathed to us a rich treasure trove which fills in many gaps concerning the contributions of and ministry of Episcopalians of African descent in the Diocese of Ohio and beyond. We are indebted to John Mercer for rescuing this material from Byrdie's home as the collective memory of those in and around the Bishop's office last believed it to be traveling around in the trunk of her automobile!

I am in my second of six years as a member of the Board of the Archives of the Episcopal Church. It is my privilege to serve on the Executive Committee of that Board as Secretary. I am grateful to the Rev. Gay Jennings, President of the House of Deputies, who nominated me at the 2015 General Convention.

This is an exciting time to be on this body which our church canons gives oversight for maintaining the history and historical records of the Protestant Episcopal Church of the United States of America. We are hoping to move forward on furnishing a dedicated space large enough to bring the entire collection together under one roof within the next few years. Keep your eyes and ears open for more information about this venture. The Board meets for a face to face meeting twice during each triennium and holds quarterly conference calls with the Canonical Archivist to offer our advice and help. It was my joy to help staff the excellent Archives exhibit at the 71st General Convention of the Episcopal Church held during the summer of 2018 in Austin, Texas. If you haven't visited the website of the Archives of the Episcopal Church I commend it to you. Log onto <https://www.episcopalarchives.org/>

In an effort to learn what is going on more broadly in the wider church with regard to records retention and telling the story of the Episcopal Church I have become members of three organizations: The Episcopal Archivist's Network, The National Association of Episcopal Historians and Archivists, and the Historical Society of the Episcopal Church. The NEHA publishes a quarterly magazine called "The Historiographer." The HSEC publishes a quarterly journal called Anglican and Episcopal History.

The archives is generally open from 10 a.m. - 5 p.m. on Thursdays. (216-771-4815 ext. 465) I am happy to open it at other times depending on my duties as the Rector of Christ Church, Oberlin. I can be reached at 440-775-2501 (parish office), 440-774-8210 (rectory), or through my preferred email: bwilbert@oberlin.net.

Respectfully,

The Rev. Dr. Brian K. Wilbert
Diocesan Archivist
Rector of Christ Church, Oberlin

Commission on Global and Domestic Missions 2018

Meetings:	The Commission met four times at St. Paul Episcopal Church in Norwalk: January 6; March 10; June 9; and October 13.
Officers:	Chair: The Rev. Beth Frank Vice-Chair: Ms. Lisa S. Roth (Chair, Tanga Subcommittee) Secretary: Ms. Barbara Jones Treasurer: Ms. Barbara Jones
Members:	The Rev. David Kendall-Sperry (Chair Belize Subcommittee) Ms. Heather Nelson Ms. Sara Ebright The Rev. Stephen Secaur Mr. Bill Carter (Chair Grants Subcommittee) Mr. Lee Kaufman Ms. Linda Heitger
Diocesan Staff Liaison:	The Rev. Margaret D'Anieri, Canon for Mission

Resolution R4 of the 190th Convention of the Diocese of Ohio in 2006 established the concept for the Commission for Global and Domestic Mission (CGDM).

The mission of the CGDM is to develop partnerships in the mission and service of Jesus Christ, engage the diocese in these partnerships, support existing parish mission work, and administer the domestic – outside the Diocese – and global giving of the Diocese of Ohio.

The Commission runs under the auspices of the Operating Guidelines, last revised and approved by Diocesan Council in 2013. Commission membership consists of one lay or clergy member from each Mission Area and two at-large members. CGDM has four working committees: Belize, Tanga, Domestic, and Grants. Each Commission member is expected to be an active participant in one or more of these working committees. By the last quarter of 2018, the Commission had three openings and two members completing two consecutive terms. Bishop Hollingsworth, Canon D'Anieri, and the Commission agree that the coming year should include a time of reflection on CGDM's structure and how it encourages, equips, and supports mission opportunities for individuals and parishes.

The Commission thanks the Rev. Margaret D'Anieri, Canon for Mission, and Antoinette Taylor, Administrative Assistant, for their service to the Commission.

Global Mission

The Global work of the Commission focuses on partnerships which cross boundaries of social difference, specifically with the Diocese of Tanga, Tanzania, and the Diocese of Belize. The Commission continues to draw inspiration from Titus Presler's book *Going Global with God*. The blessings and challenges of international mission fall within Presler's seven marks of the mission companion (witness, pilgrim,

prophet, servant, ambassador, host, sacramental reconciliation). They set a framework for the many considerations posed by the blessings and challenges of international mission.

CGDM continued its membership in the Global Episcopal Mission Network (GEMN). This year the Commission sent the Rev. David Kendall-Sperry to the annual GEMN conference. Margaret D'Anieri and Michelle Killin-Keith, Youth Minister at St. Peter's, Lakewood, also attended. Members of our Ohio-Belize Project Science Success team (Dr. Matthew Teare and David Marcrum from Ohio and Allana Gillette and Akira Genus from Belize) presented at the conference and shared experiences and lessons learned.

Committee for the Diocese of Belize Partnership:

At its May 2018 Synod, the Anglican Diocese of Belize adopted a resolution extending its relationship with the Diocese of Ohio to January 2024. The resolution acknowledged the depth of the relationships developed to date and specifically acknowledged mission activities involving youth, youth ministry and the Episcopal Church Women. Following Synod, Ohio Seminarian Rachel Harrison began an internship in Dangriga. Our hope is that more seminarians will have an opportunity to engage in similar internships exposing them to ministry in a new context while also furthering the initiatives of our partnership.

Project Science Success continues to build resources and capacity of science teachers within Belize and identify the next generation of leaders within the Anglican schools in Belize. On-site evaluation of teachers' use of teaching methods has continued, as has collaboration in a summer science camp. The camp program has grown both in terms of campers and scholarship support (over \$5,000) from Diocese of Ohio parishes and individuals. St. Luke's, Chardon continues to fund a competitive small grants program for teachers to launch special projects in their classrooms. By mutual agreement, Ohio's involvement in this program will be phased out in 2019 and we will consider with our partners the new ways God might be calling us to collaborate.

Belize and Ohio youth joined together in July 2018 for a joint pilgrimage in Punta Gorda, a Belizean locale which challenged all participants to cross a boundary of difference. The North Central Mission Area youth group took the lead in organizing this opportunity with the Rev. Barbara McBride of Belize. Also, adult and youth leaders from Belize participated again in Ohio Happening, and then teamed with Ohioans to offer Happening in Belize. We appreciate the support of Canon Vincent Black and youth leaders to initiate Happening "Belize-Style."

Committee for the Diocese of Tanga, Tanzania, Partnership:

The Right Reverend Maimbo Mndolwa, Bishop of Tanga in Tanzania came to Ohio in November, 2017 in conjunction with the 201st Convention. He spent time at a reception for those who had been to Tanga at the home of Heather Nelson, met with Diocesan staff members, with people from St. Paul's, Cleveland Heights, with seminarians, and had time with Bishop Wright of Belize. In February, Bishop Mndolwa was elected Archbishop of Tanzania, while retaining his role as Bishop of Tanga. We look forward to developing next steps in partnership with the Diocese of Massachusetts.

Grants Committee:

The Commission merged Domestic Grants and Sustainable Development Goals (SDG) into one process. The committee reviews grant applications, works with applicants to ensure proposals meet SDG goals and have objective means to measure results, and makes recommendations to the full Commission. The committee also reviews grantee reports on implementation.

All grants are evaluated through the lens of the UN's Sustainable Development Goals:

1. No Poverty
2. Zero Hunger
3. Good Health and Well-Being
4. Quality Education
5. Gender Equality
6. Clean Water and Sanitation
7. Affordable and Clean Energy
8. Decent Work and Economic Growth
9. Industry, Innovation and Infrastructure
10. Reduced Inequalities
11. Sustainable Cities and Communities
12. Responsible Consumption and Production
13. Climate Action
14. Life Below Water
15. Life on Land
16. Peace, Justice and Strong Institutions
17. Partnerships for the Goals

Funding for 3 grants was approved in 2018:

1. \$4,000 to support the Summer Science Camp in Belize.
2. \$1,805 to purchase a technological interactive projector to support Project Science Success
3. \$4000 to St. Paul's, Cleveland Heights to support their project Filters for Families (FFF), "Promoting Good Health and Disaster Preparedness" in Orocovis, Puerto Rico.

The Commission continues to seek more applications for both domestic and global grants.

Domestic:

The Commission continues to assess how it might work with Episcopal Community Services (ECS), parishes, and other groups on joint mission efforts. We held a workshop at Winter Convocation with ECS to share information on work of Episcopal Migration Ministries (EMM) and opportunities to partner with the EMM conference in October. The Commission did not fill both slots for this training and will be sending the funds saved to Episcopal Relief and Development to support hurricane recovery efforts.

The Commission sent \$3000 to support the relief and recovery work of St. Philip's Episcopal Church in Southport, NC. Hurricane Florence left Southport with many needs, and St. Phillip's set up area volunteer teams to work closely with local agencies. CGDM had previously collaborated with St. Philip's in shipping

educational materials to support the Anglican Schools in Belize.

Funds

Beginning of 2018

	Budget	Carryover from 2017	Total Available
Diocese of Belize Partnership	\$ 8,000.00	\$ 6459.14	\$ 14,459.14
Diocese of Tanga Partnership	\$ 8,000.00	\$ 14,096.24	\$ 22,096.24
Domestic Outreach	\$ 3,000.00	0	\$ 3,000.00
SDG Grants	\$22,069.54	\$ 44,535.19	\$ 66,604.73
Administration	\$ 1,000.00	0	\$ 1,000.00

Funds Remaining at End of 2018 (as of 10/31/18)

Dioceses of Belize Partnership	\$ 10,725.26
Diocese of Tanga Partnership	\$ 21,348.16
Domestic Outreach	\$ 0
SDG Grants	\$ 59,607.23

The Commission continues to explore new ways to use SDG funds to support ministries and engagement across boundaries of social difference in collaborative efforts that transform participants and share God’s unconditional love.

Respectfully submitted,
The Rev. Elizabeth Frank, Chair

Commission for Racial Understanding 2018

Members: The Rev. Alex Barton
 Ms. Allison Hauserman
 Ms. Amy Huston
 Ms. Debbie Likins-Fowler
 Ms. Sallye Miyara
 Ms. Becky Montague
 Ms. Anita Pruitt
 The Rev. Barbara Maxwell
 The Rev. Lisa O'Rear
 The Rev. Mary Staley
 Ms. Robin Woodberry

Diocesan Staff Liaison: The Rev. Margaret D'Anieri
Diocesan Staff Support: Ms. Antoinette Taylor

Mission Statement: The mission of the Commission is to work for healing and transformation in ourselves, our church, and society. The Commission fulfills its mission by exemplifying the following values: respect, compassion, inclusion, and an appreciation of our unique differences.

Meetings: The Commission met at Trinity Commons on December 9, 2017; March 3, 2018, and June 16, 2018, and has continued to do much of its work by email and small group meetings, as the larger group gatherings were not well attended. The Commission has developed four working groups: Training, Events, Communications, and the West Region Mission Area group.

Alex Barton, Debra Bennett, Margaret D'Anieri, Allison Hauserman and Anita Pruitt attended a gathering sponsored by the Absalom Jones Center for Racial Healing in Atlanta in February. The Center is a collaborative effort between The Episcopal Church and the Diocese of Atlanta. Its mission is "to provide tools and experiences that allow faith communities – and the larger community of individuals – to engage in dismantling racism through prayer, dialogue, pilgrimage, and spiritual formation." It gave us an opportunity to forge new connections in the context of conversations about creating "brave spaces" where we can have the hard conversations necessary for repentance and renewal.

The Training Group:

The Training Work Group continues to review the Seeing God's Face in Each Other (2011) materials and videos and Becoming the Beloved Community (2017) from the national church for use in the Diocese of Ohio. The group has wrestled with questions about the role of people of color in training contexts, and varying perspectives on whose work this is to do, particularly in all-Caucasian groups. After passage of Resolution R-2 at the 2017 Convention, the group's efforts have been to develop training for Diocesan Council at their overnight in December 2018 and to be ready to respond to requests for training from other groups, notably those in the seminarian cohort.

The Events Group:

This group has focused on publicizing existing events, and promoting resources for congregational use, particularly the video series "Door of Return" reflecting on a pilgrimage to sites in Ghana that were critical to the trans-Atlantic slave trade.

The Communications Group:

Communications has focused largely on providing a robust presence on the Diocesan web site and in sending out the periodic “Thoughts and Resources” flyer that suggests books, videos and other resources for individual and parish use.

The West Mission Area Group:

Starting in the fall of 2016, this group presents three fall and three winter events each year as a way for the Toledo area Episcopal Churches to engage the community; to educate, challenge, and ultimately inspire honest conversation. In 2018 these included:

Race and the Criminal Justice System: A Conversation – April 2018

Truth and Reconciliation: A Pilgrimage to Ghana – September 2018

Children’s Storytelling: Peace Making Across Cultures – October 2018

“Racial Bias and the Danger of a Single Story” – November 2018

In Memoriam:

Ms. Byrdie Lee was a long-time member and contributor to the Commission and to the Diocese of Ohio, and was recognized as such as the recipient of the Bishop’s Medal at the 201st Convention. She died August 18, 2018 at the age of 91. May she rest in peace and rise in glory.

Episcopal Community Services Development Board 2018

Meetings: ECS met December 11, 2017; February 12, June 11, and September 10.

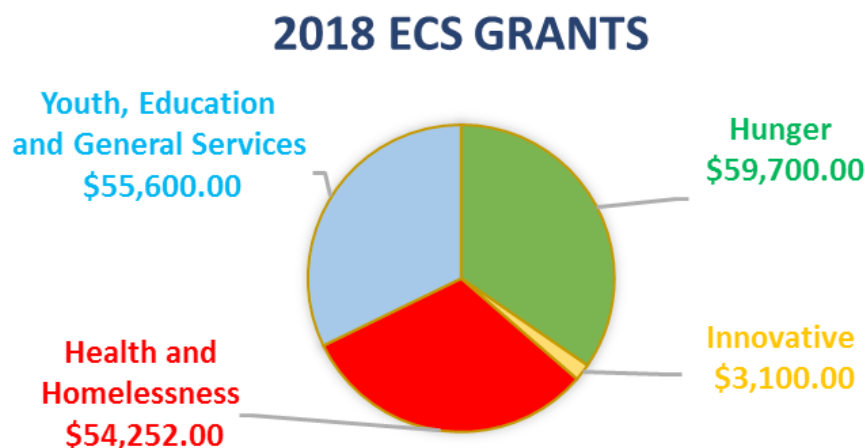
Officers: Chair: The Rt. Rev. Mark Hollingsworth, Jr.
Presiding Chair: The Rev. Sarah Shofstall and Mr. Todd Rosenberg

Members: Mr. Stephen Ashby
The Rev. David Bargetzi
The Rev. Jeff Bunke
Mr. Les Blakemore
Ms. Cheryl Gray
Ms. Charlene Hettinger
The Rev. Daniel Orr
Ms. Anne Schwan
Ms. Mary Shepherd
Ms. Dianne Audrick Smith
Ms. Anne Yug

Staff: The Rev. Margaret D'Anieri
Ms. Antoinette Taylor

The Episcopal Community Services (ECS) Development Council reviews the grants submitted to ECS and Church Home. Grants are funded from the Bishop's Annual Appeal and from various endowments and foundations.


Programs, parish-based or parish-sponsored, that help support outreach ministries in the Diocese of Ohio and have active Episcopal involvement are considered for grants. The following pages list the grants funded in 2018.



2018 Episcopal Community Services Programs			
	Program	City	\$ Awarded
1	Beatitude House - A House of Blessing Ashtabula	Youngstown	\$ 5,000.00
2	Beatitude House - A House of Blessing Youngstown	Youngstown	\$ 5,000.00
3	Family Promise of Greater Cleveland	Cleveland	\$ 8,000.00
4	Family Promise of Summit County	Akron	\$ 8,252.00
5	Friends of the Homeless of Tuscarawas County	New Philadelphia	\$ 6,000.00
6	Healthcare Svc. To Uninsured/Underserved	Wooster	\$ 10,000.00
7	Winter Sanctuary Emergency Homeless Shelter	Mount Vernon	\$ 7,000.00
8	Supportive Housing (WINGS) YWCA	Warren	\$ 5,000.00
	Homelessness and Health		\$ 54,252.00
1	Community Youth Group Mentoring	Sandusky	\$ 10,000.00
2	Family Education Support Group	Bay Village	\$ 10,000.00
3	Interchurch Social Services - Financial Aid Fund	Mt. Vernon	\$ 5,000.00
4	KinShip Inc. - Supervised Visitation	Sandusky	\$ 6,000.00
5	North Hill Community Mentoring Program	Akron	\$ 3,200.00
6	St. Andrew's Youth Outreach Ministries	Cleveland	\$ 6,900.00
7	Social Services for the Arab Community (SSFAC)	Toledo	\$ 10,000.00
8	Great Music without Barriers	Ashtabula	\$ 3,000.00
9	Veterans Meet and Greet	Berea	\$ 1,000.00
10	24-hour Crisis Response Program - Victim Assistance	Akron	\$ 500.00
	General Services and Youth		\$ 55,600.00
	Program	City	\$ Awarded
1	Oberlin Weekday Community Meal	Oberlin	\$ 3,000.00
2	Food for Thought Mobile Food Pantry	Toledo	\$ 3,600.00
3	St. Paul, Norwalk - Community Meal	Norwalk	\$ 1,000.00
4	Food Pantry	Mentor	\$ 5,000.00
5	Good Shepherd Luncheon	East. Liverpool	\$ 2,000.00
6	St. James Lunch Program	Painesville	\$ 7,000.00
7	Taft Mobile Food Pantry	Youngstown	\$ 3,000.00
8	St. John's Red Door Food Pantry	Youngstown	\$ 3,000.00
9	St. Luke's Family Night/Mobile Pantry	Cleveland	\$ 15,000.00
10	St. Paul's Hot Meals	Mount Vernon	\$ 2,500.00
11	St. Paul's Community Meal	Akron	\$ 3,000.00
12	St. Paul's Free Farmers Market	Medina	\$ 4,000.00
13	Kadon/Presidential Park Community Garden	Ashtabula	\$ 4,000.00
14	Food for Families at Marion Sterling School	Cleveland	\$ 3,600.00
	Hunger		\$ 59,700.00
1	Bridges out of Poverty	Sandusky	\$ 3,100.00
	Innovative		\$ 3,100.00
		Total	\$ 172,652.00

	2017 Church Home Cycle 2		
	Program	City	\$ Awarded
1	All Faiths Pantry	Cleveland	\$ 16,500.00
2	Emergency or Necessary Home Repairs	Youngstown	\$ 12,500.00
3	Grace Episcopal Church Pantry	Mansfield	\$ 12,000.00
4	Lakewood Community Services Center	Lakewood	\$ 10,000.00
5	OPEN M	Akron	\$ 10,000.00
6	Music and Art at Trinity “Pop-Up” Gallery	Cleveland	\$ 13,000.00
7	St. Thomas Adult Recreation	Berea	\$ 7,000.00
8	All Faiths Pantry	Cleveland	\$ 800.00
9	Emergency or Necessary Home Repairs	Youngstown	\$ 1,000.00
		Total	\$82,800.00

	2018 Church Home Cycle 1		
	Program	City	\$ Awarded
1	Brown Bag Concert	Cleveland	\$ 8,000.00
2	Love in a Box	North Royalton	\$ 3,000.00
3	Redeemer Community Outreach	Lorain	\$ 5,000.00
5	Senior Hotline (Senior Services)	Youngstown	\$ 4,000.00
6	St. Luke’s Family Night/Mobile Pantry	Cleveland,	\$ 8,500.00
7	St. Thomas Adult Recreation	Berea	\$ 3,000.00
	Total	\$ 31,000.00	



Appendix III

Resolutions as Adopted

R1: On Clergy Compensation

Resolved, that the minimum standard of full-time pension-based compensation (cash salary, utilities, housing, and Social Security tax reimbursement) for clergy serving congregations in the Diocese of Ohio during 2019 be established as follows:

- At least \$49,960 for assisting clergy
- At least \$60,480 for clergy in charge of congregations with an annual Normal Operating Income (NOI) of no more than \$186,000
- At least \$60,480+10% of NOI greater than \$186,000 up to \$372,000 for clergy in charge of congregations with an annual NOI greater than \$186,000.
- At least \$79,080 for clergy in charge of congregations with NOI greater than \$372,000; and be it further

Resolved, that each congregation prayerfully consider adjusting the current compensation level of their clergy to account for the increase in the cost of living and the clergy person's years of experience; and be it further

Resolved, that each employer of clergy in the Diocese of Ohio be encouraged to:

- Offer additional benefits either fully funded, or on a pre-tax salary reduction basis (e.g., dental insurance, reimbursement for routine dental care, annual medical examination, child-care allowance, etc.);
- Provide for sabbatical and parental leave; and be it further

Resolved, that each employer of such clergy in the Diocese of Ohio shall pay a minimum of 97.5% of the health insurance premium of the least expensive plan provided as an option by the Diocese for those clergy being paid less than \$60,480 (or the pro-rated part-time equivalent) and their eligible dependents or 95% of the health insurance premium of the least expensive plan provided as an option by the Diocese for the clergy being paid \$60,480 (or the pro-rated part-time equivalent) or more, and their eligible dependents. If an clergy chooses a health insurance plan that is more expensive, the additional premium is his or her responsibility, unless the Vestry, Diocese or other participating Episcopal institution agrees to pay the additional premium for such coverage. The employer may choose to pay 100% of its clergy's health care plan; and be it further

Resolved, that in addition to the above minimum standards, each employer of such clergy in the Diocese of Ohio shall:

- Make pension assessment payments as the Church Pension Fund shall determine [Note: The Church Pension Assessment is based on the following elements: Base salary; Social Security tax reimbursements; Cash housing allowance and utilities; Employer contributions to 403(b) or deferred compensation plan; Value of church-provided housing; Pre-tax contribution to Health Savings Account (HSA) – clergy contribution up to IRS limits; and Other cash allowances (i.e., automobile, cell phone)];
- Provide appropriate reimbursement for expenses incurred in the course of fulfilling the responsibilities of the position, including the actual cost of the use of a personal automobile;
- Allow no fewer than four weeks of paid vacation annually;
- Allow no fewer than eight weeks of paid parental leave for the birth or adoption of a child for a member of the clergy, and follow the maternity leave benefits provided by Church Pension Group for members of the clergy (i.e., 12 weeks).
- Allow annual professional education/development leave of no fewer than two weeks, with a minimum allowance of \$800; and be it further

Resolved, that the provisions of this resolution be applied on a pro-rata basis to the minimum compensation and benefits related to positions that are less than full-time and more than one-quarter time; and be it further

Resolved, that every letter of agreement shall be revisited by the Vestry and the Rector with the clergy member at least once every two years. For parishes in which this has not happened in the last two years it should be done promptly and by December 31, 2018; and be it further

Resolved, that every letter agreement shall be submitted to the Bishop’s Office in compliance with General Canon Title III.9.3 along with the most current version of the Compensation Worksheet provided by the Commission on Ministry (COM) andbe it further

Resolved, that (a) whenever clergy letters of agreement are amended, they should be submitted to the Bishop’s Office in compliance with General Canon Title III.9.3; along with (b) the Compensation Worksheet provided by the Commission on Ministry to each parish; and be it finally

Resolved, Without regard to whether a letter of agreement has been amended, the Compensation Worksheet should be submitted by the parish for each clergy person to the Bishop’s Office every two years, thereafter on or before May 1 in the odd years, for that current year’s compensation.

Resolved,that those congregations/missions areas that are served by the ministry of a vocational deacon, would consider reimbursement for mileage and/or the costs associated with participation in ministries done on behalf of the congregations/mission areas, and that those congregations/mission areas that have long standing relationships with vocational deacons consider contributing to the annual continuing education costs of said deacon.

Rationale: The recommended levels of compensation represent a 2.4% Cost of Living Adjustment based on the change in the Midwest Region CPI-U for the year ending in July 2018.

	¼ Time	½ Time
¾ Time	Full	
Assisting Clergy	\$12,490	\$24,980
\$37,470	\$49,960	
Clergy in Charge	\$15,120	\$30,240
\$45,360	\$60,480	

Rationale: The reference to the maternity leave benefit provided by the Church Pension Group follows Resolution 2015-D030 of the General Convention to educate parishes thatclergy who give birth are eligible for the 12-week short-term disability benefit.

Rationale: The work of the vocational deacon is to call all the baptized out into the world; this is by tradition, in this diocese, a non-stipendiary call. This diocese has relatively few vocational deacons and; therefore, they frequently are asked to travel long distances to serve those congregations/mission areas in need of a deacon.

Submitted by
The Commission on Ministry

R2: Resolution In Support Of Increased Young Adult Outreach And Involvement

Whereas, the 202nd Convention of the Diocese of Ohio should continue to implement procedures to recruit and include young adults (ages 18 to 30) in church affairs,

Now, Therefore, Be it Resolved, that an intergenerational Young Adult Outreach Task Force be established whose number and membership is to be determined by the Bishop to (1) study the success of parishes with high young adult engagement; and (2) propose diocesan-wide recommendations for further outreach and engagement to the 203rd Diocesan Convention (2019), and be it further

Resolved, that the Convention encourages the Committee on Nominations to actively recruit young adults to participate in the governance of the Diocese, including identification of candidates for Deputies and Alternate Deputies to General Convention, and be it further

Resolved, that this Convention continue to provide financial support for attendance at General Convention (i.e., registration fees, travel costs, hotel expenses, and per diem allowance) for Deputies and the First Alternate Deputy.

Explanation:

Young adults exist in the nebulous space between youth ministries and the established community of older congregants. Often lumped in with one or the other, there tends to be very little targeted programming for this demographic. As a result, young adults may feel less connected to their churches and may drift away from church activities. The Office of Young Adult and Campus Ministries of The Episcopal Church supports ministries of, to, and with young adults (ages 18-30) both on and off college campuses through the communities, resources and networks of the Episcopal Church. It is a specific age range that had been markedly absent from church counsels and activities. It covers the spectrum from those who are single and still navigating a search for their first full-time job, to those who are married and have children and full time jobs, as well as post high school students, and those who may have dropped out of high school and everyone else in that age range.

This resolution seeks to acknowledge and affirm those steps the Diocese already takes to include young adults in church governance. In addition, this resolution plans to build support for parishes looking for outreach ideas through establishing the Outreach Task Force. This will allow the Diocese to build on the strengths already present while offering support to parishes planning to branch out.

Finally, this resolution hopes to build engagement by young adults in church governance through encouraging the Committee on Nominations to actively recruit young adults. This will ensure that young adults are aware of all the opportunities available to them that they might not have heard of before.

Including young adults in church life is a necessary part of ensuring the continued vitality of our Church. When young adults leave the Church, they often take their children with them, depriving us of two generations of congregants. With this resolution in place, the Diocese of Ohio will be able to lead the charge on young adult outreach, recruitment, engagement, and involvement.

Submitted by Evangeline Warren, Kenyon College, Harcourt Parish, Gambier

R3: Special Resolution Submitted By The Committee On Constitution And Canons

Be it Resolved, that this 202nd Convention acknowledges the end of the parish ministries of St. Augustine's, Youngstown and St. Paul's, Marion and that the Convention expresses its deep appreciation to the laity and clergy of these congregations for their years of faithful service to God and the people of their communities; and be it further

Resolved, that this Convention accepts this recommendation of the Committee on Constitution and Canons in accordance with Canons of the Diocese of Ohio (Title II, Canon 7), and declares St. Augustine's, Youngstown and St. Paul's, Marion to be extinct.


Rationale:

St. Augustine's Episcopal Church, Youngstown

Lenora Berry had a dream to establish an Episcopal Church in Youngstown for African-Americans. Although she was not an Episcopalian herself, she persisted and succeeded in persuading the Rector of St. John's, Youngstown, the Rev. Abner Lord Fraser, Jr., to support the founding of a mission. In 1908, the Board of Missions and Bishop William Leonard adopted St. Augustine's Mission, which was followed by the calling of its first full-time priest, the Rev. J. T. Ogburn. Over the years, the congregation took heed of Christ's call to serve one's neighbors, offering a variety of functions at the church, from AARP meetings, to free lunch programs, and basketball games. In recognition of their expression that "with God's help, all things are possible," the Diocese of Ohio gives thanks for the ministries of St. Augustine's Church.

St. Paul's Episcopal Church, Marion

Before St. Paul's, Marion became a formal parish, Episcopal worship services took place in Marion as early as 1828. Recognizing the need for a formal congregation, the wife of the town's founder, Susan Baker, urged Bishop Charles McIlvaine to send the congregation a priest. In 1849, McIlvaine granted this request and St. Paul's was received into the diocese at convention that October. In recent history, this congregation ministered to their community through their Food Pantry, an interfaith collaboration to provide weekly community meals, and their support of Alcoholics Anonymous. Although the church is formally closed, the congregation's over 180-year legacy will live on through its influence on the early history of Marion and the fruits of its ministry.



Appendix IV

2019 Program & Budget

Overview of the 2019 Diocesan Program and Budget

The 2019 program and budget of the Diocese of Ohio is expected to decrease by \$3,211 or about 0.1% under the 2018 budget.

Details of proposed expenditures in each area are further explained in the accompanying narratives. The most significant changes are in the areas of Office Expenses in the Office of the Bishop and Support Offices and Fund Transfers.

The programs and activities funded in the budget are geared toward living out the mission statement of the Diocese: To GROW, GIVE and SERVE.

Figure 1 allocates expenses by ministry area. This chart reflects the current ministry area, and the expenses that support these areas. Personnel and shared operating costs, including office and building expenses, have been allocated to the respective ministry areas.

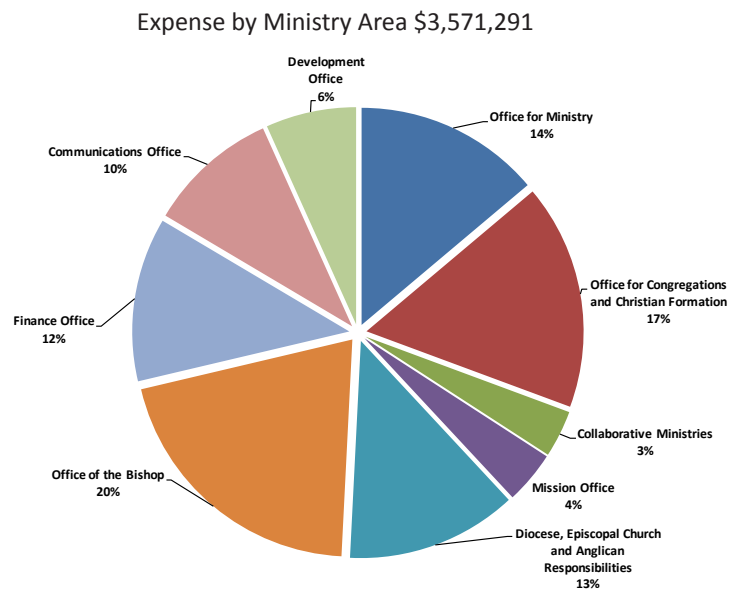
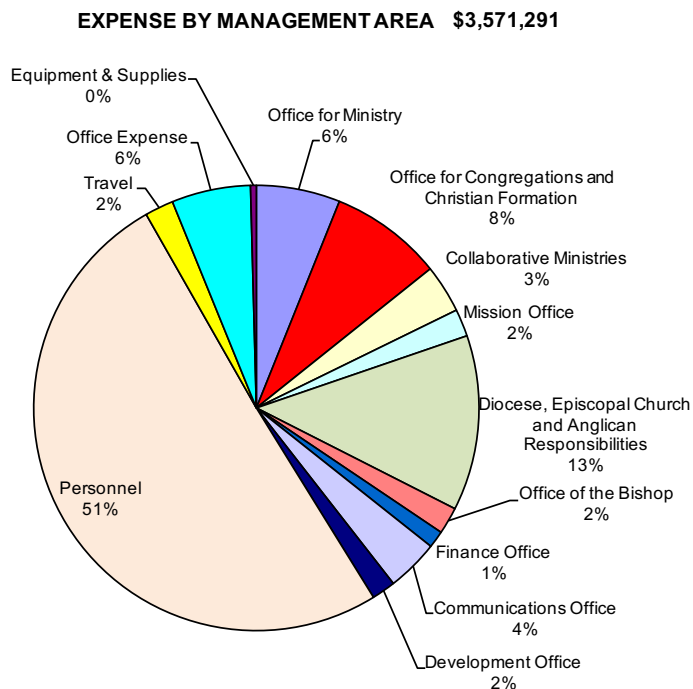


Figure 2 reflects the expenses shown in the budget summary (immediately following) by management area. Further details about the management areas and their use of funds are found in the budget narratives which follow the budget summary.



Diocesan Funding Sources for the 2019 Budget

Support from Congregations (Assessments)

Support from congregations (also known as assessments) continues to fund the largest share of the budget. In 2019, almost 2/3 of the budget, or 64.3% comes from support from parishes.

This line item is \$43,000 or about 1.84% less than the year 2018.

Endowment and Investment Income

These sections of the budget comprise about 16.4% of the revenue for the 2019 budget. Almost all of the income in these sections come from amounts invested in the Joint Investment Fund of the Trustees of the Diocese of Ohio (JIF). The Trustees authorize the spending rate for JIF funds on an annual basis. For 2019, the spending rate continues to be 4.5% annually. The income from these funds reflects an increase of 1.4% for 2019, due to the increased unit value of the JIF portfolio, using a rolling 12-quarter average. The endowment supporting the Bishop's Office is invested separately from the JIF, based on the donor's restriction. This endowment uses a 4% spending rule based on a rolling 3-year annual average.

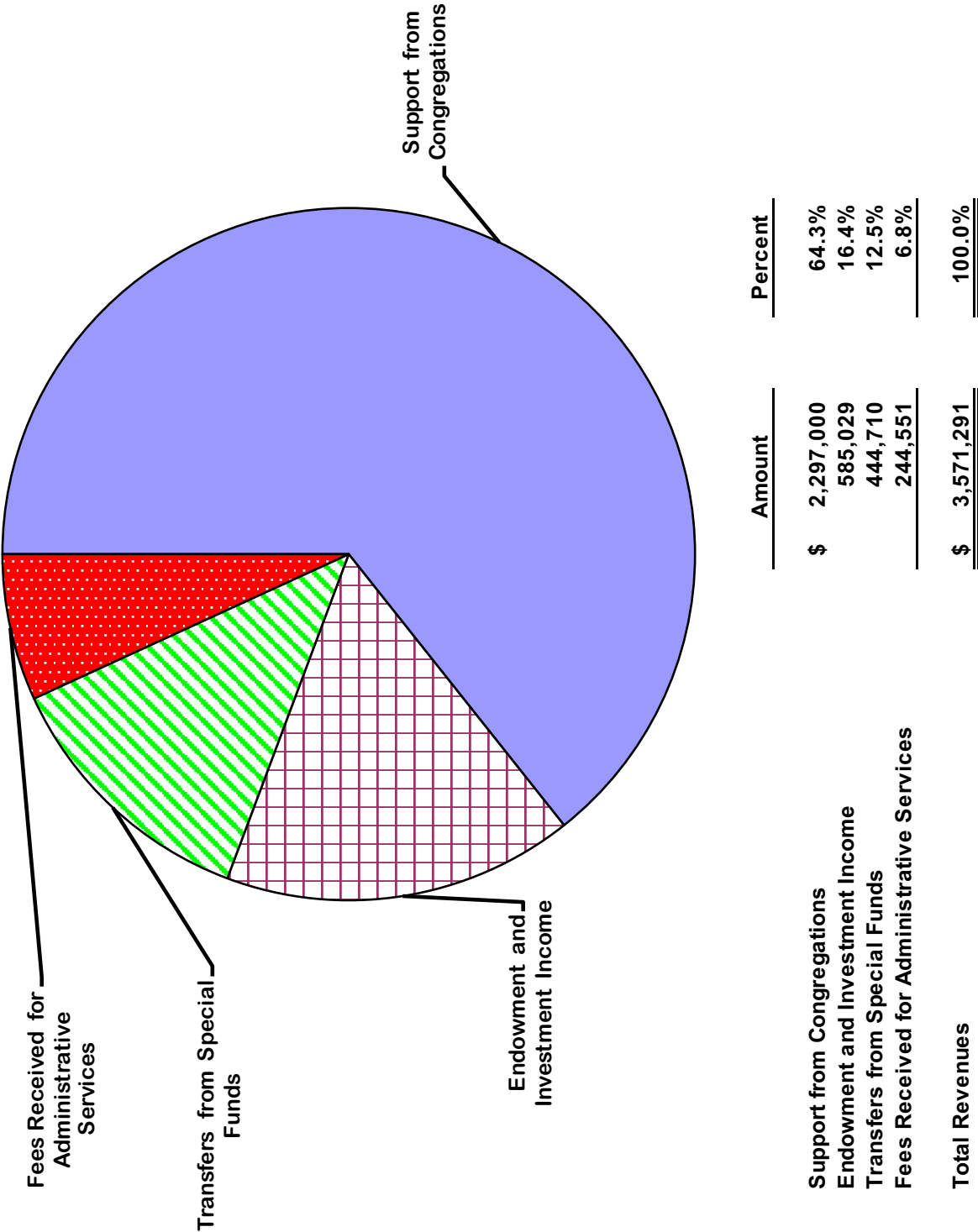
Fees Received for Administrative Services

These amounts represent fees for administering certain endowments and accounting and administrative services provided to the JIF. In 2014, the Diocesan Council authorized these fees to be based on a June 30th annual valuation for the endowments. In general, these fees decreased due to a lower value for the JIF at June 30, 2018 versus June 30, 2017. Fees for administrative services fund about 6.8% of the 2019 budget.

Transfers from Special Funds

The transfers from special funds represent the reimbursement of expenses paid from non-operating or custodial funds. Without these special funds, important Diocesan programs and ministries might otherwise not take place. These amounts are offset by expenses in various areas of the budget. In 2019, the amount from special funds increases by \$23,000 to \$444,710, which is 12.5% of the total budget.

2019 Diocesan Budget - Funding Sources



The Office of Ministry

Transition Ministry

The Office of Transition Ministry, working alongside the Bishop, assists parishes and individuals (lay and ordained) through a time of discernment and call. This year 15 congregations, including the Cathedral, have been or are currently in transition. Services provided to parishes include: assisting the wardens and vestries in planning during the interim period; providing interim consultants and names of potential interim clergy; coordinating with the national Office of Transition Ministry; publicizing openings in various venues; referencing and consulting with the Bishop about prospective candidates; providing resources and training for interim consultants and interim pastors; informing parishes of the progress of all searches; assisting in the final call and in the negotiation of a letter of agreement with the clergy person; and finally assisting in the start-up of the new ministry.

Meetings with the Diocesan Transition Officers across the country help match priests with parishes in the Diocese of Ohio. Training and continuing education for interim priests and interim consultants is imperative during the search process.

The Office of Transition Ministry is also helping parishes redefine themselves as the number of priests, retired and those retiring, continues to outpace the number of newly ordained priests. Churches are also undergoing transformation as they grapple with the inability to pay full time clergy and look into adapting a new model of what it means to be church. The Office of Christian Vocations is working alongside the Office of Congregational Development to help parishes come together to share ministries and resources with the possibility of shared clergy leadership.

Commission on Ministry

The primary purposes of the Commission on Ministry are to advise and assist the Bishop in the work of discernment and formation, and

offer support for persons in Holy Orders, as well as to support the ministries of Lay Professionals in the Diocese of Ohio. The Commission works together with the Bishop on: the present and future needs of the diocese; recruiting and assisting in the selection of personnel for Holy Orders; providing for the guidance, pastoral care, and continuing education of clergy and lay professionals; determining clergy compensation standards; and attending to the professional and personal needs of the clergy and lay professionals and their families.

Clergy Formation

Deacon Formation Program

This year the Deacon formation program is working with 7 people seeking ordination to the diaconate. The three-year program has four candidates in their third year and three people in their first year. The program will meet nine times at three-day retreats and several one day meetings in order to study and form community. Their formation also includes field placement in local churches and mission areas.

Priest Formation

Scholarship Assistance: The Diocese of Ohio has been fortunate to be able to provide substantial financial assistance to individuals who are in the process of education and formation for ordained ministry. The Diocese's ability to offer scholarships for theological education is a result of the generosity of a number of benefactors who over the years have made provisions in their wills for such endowments. The Diocese of Ohio was able to offer up to \$5,000.00 per semester to each seminarian this year. \$29,000.00 went to eight seminarians in the spring and \$36,000 went to eight this fall. The Diocese of Ohio is providing scholarships for 11 seminarians during the 2018-2019 academic year.

Special Ministries

Monies given to *Develop and Employ Creative Models for Congregational Ministry* is generated through donations to the Bishop's Annual Appeal and the income earned from the Miller Endowment Fund. This year these funds

were used to supplement a Priest-in-Charge placement, for the Rev. Alexander Barton at Church of the Redeemer in Lorrain.

This is the third year of the Ohio Cohort program with Bexley Seabury Federation's low residency Masters of Divinity program for formation and fieldwork for those discerning a call to the priesthood. This year, there are four new students joining four others. All reside in the diocese of Ohio while attending school in Chicago. Some of the students will intern at a local parish for 10-15 hours a week and receive a stipend to offset tuition and living expenses, while others will work in congregations or non-parochial positions.

Clergy Development

In an effort to assist in the ongoing development of clergy, a variety of programs are offered. Clergy Days provide opportunities for clergy to gather with their Bishop. The annual Clergy Conference in May provides significant continuing education opportunities in addition to time for worship and building collegial relationships. At this year's conference were, the Rev. Charles Wynder, Staff Officer, Social Justice and Advocacy Engagement for the Episcopal Church, and musician Dr. Sandra Montes and her accompanying musician James Graves, leading the clergy in discussions about "Becoming Beloved Community." Clergy development also includes continuing education and sabbatical grants for clergy and lay professionals, which are funded from two endowment funds. Partnerships to provide continuing education programs on an ecumenical basis have allowed continuing education funds to be used more effectively in recent years.

Fresh Start

Fresh Start is a church wide program lead by diocesan clergy for those who have accepted new positions within the diocese. The purpose is to "support clergy . . . in navigating the critical period of transition in clergy leadership." It seeks

to foster healthy relationships among clergy and their congregations. The program goal is to build a culture in which mutual ministry of the clergy and congregation begins with a strong foundation.

A second grouping of the newly ordained meets both as a group and in combination with Fresh Start. This grouping provides an opportunity for the newly ordained to form a healthy start to ministry and form relationships with colleagues while exploring this odd new vocation to which they have answered a call.

Office for Congregations and Christian Formation

Overview of Full CCF Office Budget by line item or category:

- **Administration:** (\$8,000) – This includes office, travel, and related expenses. This represents 3% of our expenditures.
- **Grants for Congregations:** (\$160,000) – The largest expense for this office consists of direct grants and other support to congregations for new and/or strategic ministries. The budget includes four types of grants for existing congregations (Ministry Enhancement, Targeted Revitalization, Congregational Development Programs and Training, and Strategic Mission Support). It also includes support for New Work outside of a traditional congregational space. These grants represent 56% of our expenditures.
- **Youth and Children Formation Program and Grants:** (\$17,000) – Diocesan Youth programming remains the same as last year. The total budget is 8% of our expenditures.
- **College and Young Adult Formation Program and Grants:** (\$20,000) – This line item is to support parishes in direct college ministry and in more broadly focused young adult ministry. The total budget is 8% of our expenditures.

- **Adult Formation Program and Grants:** (\$3,000) – These funds support direct grants to congregations for Adult Formation programming primarily focused on their own members. The total budget is 1% of our expenditures.
- **Congregations and Christian Formation Commission:** (\$1,000) – The CFC has its own budget for expenses. This represents 0.3% of our expenditures.
- **Other Expenses:** (\$79,000) – This category includes an additional line item for Education for Ministry (\$6,500). Winter Convocation is budgeted at (\$35,000). Other components include: (\$7,500) for Leadership Development Events, (\$25,000) for Additional Opportunities, (\$3,000) for Lay Preaching College, and (\$2,000) for Diocesan Resource Center. The total is 27.5% of our expenditures.

Diocesan, Episcopal Church, and Anglican Communion Responsibilities

This category of the budget represents expenses relating to our life as a diocese of The Episcopal Church in the Anglican Communion.

The largest item of \$398,950 is the Diocese of Ohio's share of The Episcopal Church's budget, as adopted by General Convention in 2018. The 2019 figure is \$3,090 less than the 2018 amount. Full payment of our calculated share is a long-standing commitment of the diocese. The support for the 2019 DFMS budget is calculated as follows:

(2017 Operating Income less \$140,000) x 15%

The 2018 General Convention lowered the exemption amount from \$150,000 to \$140,000 for the years 2019 to 2021. The assessment rate is unchanged at 15%.

The provincial synod assessment of \$5,671 is

unchanged from 2018. This amount of support for the Province V budget is .2% of our 2017 operating income reported to The Episcopal Church.

Expenses of the annual Diocesan Convention are budgeted at \$27,500, \$2,500 higher than 2018. The 2019 Diocesan Convention will be held outside the Cleveland area. An amount of \$2,500 is budgeted for Diocesan Council, which pays for copies, postage, and the annual orientation meeting in December for the full Council. This amount is unchanged for 2019.

The allocation for Reserve for Travel to General Convention is increased \$10,000 to \$18,000 for 2019 to begin funding for the 2021 General Convention in Baltimore, MD. The amount for Reserve for Future Episcopal Transition is unchanged at \$8,000 for 2019.

Collaborative Ministries

Bellwether Farm

In 2019, Bellwether Farm will be in full operation, with a few construction items still underway, including the new camp director's house. Like 2018, the largest impact in next year's operating budget will be human resources. The Bellwether Farm staff currently includes a full-time camp director, a full-time farm manager, and a part-time cook who is helping us in the interim. We expect to hire a part-time chef/kitchen manager before the start of 2019. That position will be full-time during the camp season and may stay full time, depending upon how many groups and events we can book for the fall and early winter. We also plan to hire a part-time housekeeping staff member to clean buildings and the overnight retreat rooms. We expect to hire another part-time staff member to schedule field trips and overnight programs with local schools. By early next summer, we will hire camp counselors and a nurse for an eight-week camp program.

Other major operating expenses include: utilities; program, landscaping, and farm supplies; food; and kitchen and housekeeping supplies. Because

the buildings are new, we expect repair and maintenance costs to be relatively low this first full year of operations.

Support from the diocesan operating budget for 2019 is allocated at \$125,000 and will cover some of the staff costs. Camp, event and space rental fees will provide additional revenue to support operations. We also expect to work with the Development Office on fundraising activities. The monies for Bellwether Farm are listed under Fund Transfers in the diocesan budget.

The Finance Office and Bellwether Farm staff have not finalized the operations plan for 2019. So, Diocesan Council will approve the budget at its December 2018 meeting.

Office for Mission

The Office for Mission provides resources and linkages “to equip the saints for the work of ministry, for building up the body of Christ” (Ephesians 4:12).

We administer various grant programs and support the commissions that receive and evaluate them; we assist parishes in the evaluation of their mission strategies; we foster connections between parishes, the wider church, and the communities we serve so that efforts and information are shared across contexts. We are linked to the Episcopal Public Policy Network, Episcopal Relief and Development (including domestic disaster relief), Episcopal Migration Ministries and the Global Episcopal Mission Network. Margaret D’Anieri, the Canon for Mission, also serves as the Jubilee officer.

Commission for Global and Domestic Mission (CGDM)

The Commission for Global and Domestic Mission (CGDM) serves as a resource to parishes in ministry locally, and by developing and supporting international partnerships that enable individuals and parishes to be in

relationship with others overseas. Since 2006, Diocesan Council has delegated to CGDM the responsibility for soliciting, reviewing and making recommendations on grant requests for ministry initiatives aimed at fulfilling the 17 United Nations Sustainable Development Goals. The Diocese designates 0.7% of its annual budget toward projects that fulfill one or more of the goals, in accordance with the UN Resolution and the endorsing resolution of General Convention in 2015. Corresponding to the overall decrease in operating income, the amount designated for 2019 will decrease slightly to \$21,886.

The Commission for Global and Domestic Mission is also the focal point for our Diocesan partnerships with Belize and Tanga. The total budget amount for these areas is unchanged at \$16,000; however, for 2019 \$12,000 is allocated to Belize and \$4,000 for Tanga, recognizing that Tanga will have funds remaining from 2018, and that the several streams of mission in Belize continue to flourish. Our relationship with Belize continues to be strengthened by considerable contact and conversation, including Happening Belize, the Belize pilgrimage, a seminarian internship, and the ongoing work of project Science Success. The election of Tanga Bishop Maimbo Mdolwa as Archbishop of Tanga has delayed our work there as he assumes his new duties while continuing as Bishop of Tanga.

Commission for Racial Understanding (CRU)

The Commission for Racial Understanding is working to bring anti-racism training to the Diocese, and to offer and publicize events that educate around issues of racism. Several people represented the Diocese at “A National Conversation” at the Absalom Jones Center for Racial Healing in Atlanta in February, 2018. We are working to offer a provincial conversation in 2019 on “Becoming Beloved Community”, the Episcopal Church initiative designed to support a long-term commitment to racial healing, reconciliation and justice.

Support of Episcopal Community Services/

Bishop's Appeal Grants

While the funds are not in our budget, the Office for Mission supports the grant-making work of Episcopal Community Services and our budget covers the administrative costs of that work. This year, we have moved to an online format for grant applications that streamlines the process and allows for more consistent comparisons. We evaluate and administer grants from the Bishop's Annual Appeal for youth mission trips and summer youth education programs. The Office for Mission manages the Summer Internship program, funded through the Bishop's Appeal. We had four interns over the summer, working in Archives, Development, Communications and Mission, and participating in three formation days.

Community of Deacons and Social Advocacy

The Office of Mission has \$1,500 to support continuing education for Deacons, and for the Diocesan membership in the Association of Episcopal Deacons. We also have \$1,000 in funds budgeted for efforts around Social Advocacy.

Administrative and Additional Opportunities

The budget of \$1,500 for administrative expenses has provided modest hospitality at some meetings; books, materials and conference fees. Our budget includes \$5,000 for "Additional Opportunities," a way to provide seed money toward proposals that do not fit within existing categories or timing.

Office of the Bishop and Support Offices **Office of the Bishop**

This budget amount remains unchanged from the 2018 level.

Each Mission Area Council will continue to have access to \$3,000 from the Diocesan Operating Budget for its unrestricted use (i.e., administrative, event underwriting, educational, and service, etc.). Each Mission Area is also allocated an additional \$1,000 (from the Mission Office section of the Budget) that may be used only for outreach/service projects (domestic

or international). Under Diocesan Council guidelines, Mission Area Councils must request funding based on their actual or planned spending. Mission Area Council funds are replenished only up to the level of the annual funding maximum.

Finance Office

The total of \$44,290 for the Finance Office represents no increase from the 2018 budget.

The budget consists of administrative expenses and financial resource costs of \$4,100, maintenance costs for accounting software of \$14,590, bank fees of \$6,600, archive expenses of \$3,600, payroll preparation costs of \$2,400, and the fee for the Diocesan audit of \$13,000.

The primary focus of the Finance Office is the SERVE component of the mission statement. In this capacity, the primary functions of the Finance Office are as follows:

- Administers the Joint Investment Fund for The Trustees of the Diocese (investments of about \$53 million and 291 Diocesan and parish accounts);
- Administers the health and dental insurance programs for about 80 lay and clergy employees and their families;
- Administers the Capital Loans and Grants program;
- Maintains records of all gifts and grants to the Bishop's Annual Appeal, ECS, and Planting for Tomorrow;
- Provides training for parish treasurers and bookkeepers in accounting and internal controls;
- Coordinates the CPA audits of the Diocese and the Joint Investment Fund;
- Coordinates audits of 85 parishes using the Diocesan audit team, committee and CPA audits;
- Works with parishes in meeting their canonical requirements for reporting in the areas of assessments, insurance, lay pensions, and parochial reports; and
- Provides accounting, payroll, financial

reporting and budgeting for all diocesan operations (Council, Trustees, ECS, the Church Home, Holy Cross and camp and retreat ministry).

Development Office

The development office supports the Bishop and all of the diocesan parishes by leading strategies to increase involvement and engagement across the diocese and to grow resources to support the work of the church. It supports parishes by providing funds for annual stewardship campaigns, grant-seeking, planned giving, capital campaign planning, and leadership development. The office also provides tools for individuals to deepen their understanding and practice of personal stewardship.

The development office raises funds to advance the work of the diocese from individuals, foundations, and other sources. The office helps to link parishes with funding opportunities, including grants available through the Episcopal Church. Annually, it invites every parishioner to give to the Bishop's Annual Appeal, which supports a diversity of programs across the diocese. The office also raises funds to support major initiatives in the diocese, including Bellwether Farm, leadership development, lay and clergy education, outreach activities, and spiritual formation.

Stewardship Education

The development office strives to conduct consistent and regular visits to parishes, to put on mission area and diocese-wide educational programs, and to provide toolkits for parishes to help advance their stewardship, fundraising, and leadership development. Through resources, education, workshops, and training, the development office endeavors to educate all the members of the diocese, including adults, youth, and clergy about the spiritual discipline of giving.

The Bishop's Annual Appeal

The Bishop's Appeal invites members of the Diocese, foundations, and other funders to

support programs and ministries made possible with our shared generosity. Gifts to the appeal from individuals and foundations constitute a vital source of funding for Diocesan ministry and outreach. Annually the Appeal provides resources for:

- **Episcopal Community Services (ECS).** ECS supports a network of parish-sponsored programs that respond to community needs and opportunities in the areas of health and homelessness, the fight against hunger, youth and education, and other social services. The goal of Episcopal Community Services is to make grants to strengthen communities through citizen involvement and leadership in local programs that combat poverty, illness, nutritional deficit, and low educational achievement while increasing a sense of ownership, leadership, and competence among those who serve and are served.
- **Servant Leader Development.** The Bishop's Appeal raises funds to employ recently ordained clergy in our parishes; support seminarians and internships for young adults; and support college and university ministries to form and inspire new generations of servant leaders.
- **Youth Formation and Mission Experiences.** The Bishop's Appeal makes possible camp, retreat, convention, and mission experiences for youth across the diocese regardless of parish size or resources.

In 2017, 560 households contributed a record \$300,000 through **The Bishop's Annual Appeal**. \$100,000 was directed to Episcopal Community Services and more than \$100,000 was provided for youth formation, ministry to the newly ordained, and leadership opportunities.

The Bishop's Annual Appeal provides resources for ministries that individual parishes cannot raise on their own. It provides opportunities for youth throughout the diocese to live, learn, worship, and grow together as they mature to

become Christian leaders.

Planned Giving

The Development Office is working to provide parishes with the resources, training, and tools to create robust planned giving programs. The office provides training both through group seminars and individually across the diocese.

The office works with a group of volunteers who make up the Diocesan Planned Giving Council. The Planned Giving Council's role is to help parishes implement all aspects of planned giving development and gift management. The Council organizes educational seminars and creates tools and materials to help parishes in the Diocese start or maintain a planned giving program.

It encourages parishes to participate in the Joint Investment Fund (JIF) through the Diocese and it makes available technical expertise in the areas of taxation and estate planning for charitable gift planning. Council members meet with individuals, as well as parish leaders and vestries to inform, educate, and support them in all aspects of planned giving.

The Sterling Newell Society honors those who make a planned gift to the Diocese of Ohio, through a bequest, charitable gift annuity, or outright gift to endowment of \$5,000 or more. To date more than 30 families have informed the Diocese of their gift intentions on behalf of the Sterling Newell Society. The Diocese invites members to consider how their planned gift to the diocese will help engage future generations of clergy, seminarians, laity, and children, and safeguard and nurture our congregations.

Summary

The Budget of the Development Office provides for the development, printing, and distribution of materials for the Bishop's Annual Appeal; stewardship education and development; and planned giving resources and education for all individuals and parishes in the Diocese. The proposed 2019 budget does not increase the 2018

budget.

Office of Communications

The Office of Communications creates and maintains channels for the people and parishes of the Diocese of Ohio to share information with one another and with those in the community. The 2019 budget has a few minor changes from 2018. There is an added expense for hosting the websites that was not budgeted in previous years. Since we are no longer printing the Directory (Clergy Finder is located on website) and we are limiting the number of mailings we do, those budgeted funds have reallocated to support website maintenance and hosting. The rest of the line items remain the same.

In 2018, we worked on a number of projects including, but not limited to:

- The launch of new websites for the Diocese of Ohio and Bellwether Farm. The new websites were built with responsive design to allow the best user experience on phones and tablets as well as desktops. The new design and structure was based on feedback from members of the Diocese. One of our primary goals is to increase ease of navigation for all users.
- We are in the process of building a website based on the trademarked phrase: God Loves You. No Exceptions. The current plan is for the website (noexceptions.org) to feature stories about how individuals experience God's love in their lives. It will also include meditations and reflections about where we see God in current events. Screener questionnaires have been created and a number of individuals have participated in answering questions to create a focus group to help guide how the website can be best utilized. Photos, videos, stories, meditations, and reflections are still being created.
- We have started a partnership with an external vendor to help parishes acquire new, responsive websites at an affordable price. Additionally, a survey was sent to parishes and rectors asking for additional input on ways we can better assist our parishes in this way.

- A Brand Guidelines packet has been developed to help establish standardized color schemes, fonts, etc. for the Diocese of Ohio brand. Many of these pull from our existing crest with some additional tertiary colors for balance. We hope to work on a second edition for next year.
- We continue the work of building our social media pages for the Diocese of Ohio and Bellwether Farm on Facebook, Instagram and Twitter. Some examples include photos of Bishops' visitations, progress at Bellwether, photos of indigenous animals and plants with short feature pieces, and photos pulled from our photo banks that tie into trending hashtags.
- Promotional items for Bellwether Farm continue to be created and sold: t-shirts, ball caps, keychains, fleece vests and jackets, and winter watch caps and beanies, lollipops, pull-up banners, table covers, etc.
- Church Life is designed and mailed out quarterly. This year, we did a redesign on the layout.
- We send out the weekly e-bulletin that features events around the diocese. We have a monthly e-blast titled "Articles & Announcements" that showcases one major announcement or story.
- This office is also responsible for Convention handbooks, journals, and A/V.

Personnel, Travel, Office Equipment and Supplies

Personnel

Expenses for Personnel in 2019 are \$1,388 (.08%) lower than the 2018 budget. Salaries decrease from the 2018 budget, based on the restructuring of Rev. Vincent Black's compensation arrangement with Church of the Ascension. Personnel expenses include provision for possible cost-of-living and/or merit increases for the staff. The Bishop's Appeal funds summer internships for high school and college students. Reimbursements from diocesan trusts administered by diocesan staff fund about 13.6% percent (\$244,551 of the \$1,798,076) of the

personnel budget.

The budget includes funding for Bishop Hollingsworth, 6 full-time program staff positions, 2 half-time program staff, 7 full-time support staff, two part-time assisting bishops, one part-time position in the archives, one part-time position in the Resource Center, and a part-time ecumenical officer.

Salaries and benefits are 50.3% of the Diocesan budget in 2019 and 50.6% in 2018.


The total provides for salary, pension, health and dental insurance, workers' compensation insurance, and long-term disability and life insurance for lay employees approximately equivalent to that provided to clergy. It also provides for training, continuing education, and sabbatical assistance for lay and clergy and continues payment of a supplement that assists retired Diocesan staff in meeting their rising expenses for health insurance costs.

Travel

The 2019 budget for travel expenses represents reimbursement for all business-related travel expenses of the Diocesan staff. The \$74,750 represents no change from the 2018 budget.

Office Equipment and Supplies

Office expenses are \$199,680 for 2019, a decrease of \$15,500 from 2018 that is attributable to a decrease in the Diocesan share of Trinity Commons' expenses, including a provision for contracted information technology support. The reserve for Trinity Commons' capital remains constant at \$5,000 for 2019. There are several minor changes to other line items: insurance expense (-\$500), local phone charges (-\$2,000), and the Internet connection service (\$1,000). Equipment and supplies are \$15,000 in the 2019 budget. This amount is \$300 less than the 2018 amount. The budget includes funding for postage, copies, computer software, supplies and network maintenance; and office supplies and stationery.



Appendix V

2018 Selected Financial Data

2018 Parochial Report Data

Year	Comm in Good Stg	Avg Sunday Att ASA	ASA + Mbrs	Normal Operating Income (NOI)	Asst. From Diocese	Operating Revenue	Total Revenue	To Diocese	Total Operating Expenses	Outreach (Line 13+16+18)	Pledge & Plate + ASA	Oper Exp + ASA	From Inv. + Operating Exp
Akron, Church of Our Saviour													
2013	225	84	37%	\$348,026	\$0	\$348,026	\$354,246	\$41,255	\$348,026	\$22,727	\$1,538	\$4,143	37%
2014	232	70	30%	\$382,131	\$0	\$382,131	\$388,122	\$55,375	\$382,131	\$26,138	\$1,955	\$5,459	51%
2015	230	62	27%	\$425,164	\$0	\$425,164	\$442,823	\$54,009	\$425,164	\$15,856	\$2,224	\$6,857	54%
2016	228	62	27%	\$455,460	\$0	\$455,460	\$522,827	\$60,382	\$455,460	\$14,063	\$2,125	\$7,346	49%
2017	228	55	24%	\$417,820	\$0	\$417,820	\$690,853	\$54,433	\$417,820	\$20,487	\$2,242	\$7,597	68%
Akron, St. Andrew's Church													
2013	35	25	71%	\$50,682	\$0	\$50,682	\$50,682	\$4,756	\$50,682	\$0	\$1,204	\$2,027	10%
2014	32	18	56%	\$45,679	\$0	\$45,679	\$45,679	\$3,901	\$45,679	\$0	\$1,617	\$2,538	3%
2015	25	20	80%	\$47,352	\$0	\$47,352	\$50,905	\$4,279	\$47,352	\$1,642	\$1,354	\$2,368	16%
2016	26	21	81%	\$44,166	\$0	\$44,166	\$46,880	\$3,730	\$44,166	\$4,083	\$1,377	\$2,103	15%
2017	22	22	100%	\$55,653		\$55,653	\$55,653	\$5,459	\$55,653	\$3,773	\$1,400	\$2,530	20%
Akron, St. Paul's Church													
2013	1,775	313	18%	\$1,073,518	\$0	\$1,073,518	\$1,495,325	\$161,932	\$1,073,518	\$365,710	\$2,674	\$3,430	0%
2014	1,780	334	19%	\$1,097,178	\$0	\$1,097,178	\$1,779,148	\$169,889	\$1,097,178	\$586,986	\$2,542	\$3,285	0%
2015	1,378	314	23%	\$1,027,519	\$0	\$1,027,519	\$1,970,310	\$144,467	\$1,027,519	\$349,122	\$2,392	\$3,272	0%
2016	1,370	296	22%	\$991,261	\$0	\$991,261	\$1,710,025	\$153,308	\$991,261	\$437,633	\$2,702	\$3,349	0%
2017	975	246	25%	\$990,139	\$0	\$990,139	\$1,674,716	\$144,917	\$990,139	\$331,330	\$3,190	\$4,025	0%
Akron, St. Philip's Church													
2013	41	33	80%	\$43,661	\$0	\$43,661	\$47,261	\$3,615	\$43,661	\$490	\$1,251	\$1,323	0%
2014	68	31	46%	\$34,152	\$0	\$34,152	\$34,152	\$3,564	\$34,152	\$400	\$1,238	\$1,102	0%
2015	59	28	47%	\$34,377	\$0	\$34,377	\$36,486	\$3,314	\$34,377	\$1,050	\$1,329	\$1,228	0%
2016	56	25	45%	\$45,833	\$0	\$45,833	\$46,585	\$3,555	\$45,833	\$802	\$1,462	\$1,833	20%
2017	53	25	47%	\$47,853	\$0	\$47,853	\$48,106	\$3,795	\$47,853	\$1,706	\$1,560	\$1,914	18%
Alliance, Trinity Church													
2013	60	30	50%	\$49,121	\$0	\$49,121	\$57,858	\$5,027	\$49,121	\$2,336	\$1,298	\$1,637	16%
2014	59	25	42%	\$61,268		\$61,268	\$66,106	\$5,789	\$61,268	\$936	\$1,565	\$2,451	16%
2015				\$58,448	\$0	\$58,448	\$62,699	\$6,883	\$58,448	\$1,469			17%
2016	54	27	50%	\$85,348	\$0	\$85,348	\$110,274	\$6,288	\$85,348	\$1,423	\$1,633	\$3,161	42%
2017	53	23	43%	\$89,056		\$89,056	\$170,083	\$7,997	\$89,056	\$1,186	\$1,718	\$3,872	51%
Ashland, St. Matthew's Church													
2013	94	49	52%	\$64,713	\$8,500	\$73,213	\$73,213	\$5,581	\$73,213	\$605	\$1,409	\$1,494	0%
2014	180	49	27%	\$66,912	\$10,000	\$76,912	\$76,912	\$6,261	\$76,912	\$156	\$1,378	\$1,570	0%
2015	91	49	54%	\$92,989	\$9,150	\$102,139	\$102,139	\$6,755	\$102,139	\$120	\$1,706	\$2,084	0%
2016	52	44	85%	\$62,750		\$62,750	\$125,608	\$7,520	\$62,750	\$0	\$1,154	\$1,426	0%
2017													
Ashtabula, St. Peter's Church													
2013	268	90	34%	\$151,500	\$0	\$151,500	\$151,500	\$21,209	\$151,500	\$1,967	\$1,438	\$1,683	6%
2014	113	79	70%	\$125,784	\$0	\$125,784	\$237,430	\$29,038	\$125,784	\$26,869	\$1,425	\$1,592	0%
2015	141	66	47%	\$189,776	\$5,000	\$194,776	\$250,491	\$22,522	\$194,776	\$20,597	\$2,116	\$2,951	0%
2016	130	37	28%	\$212,539	\$0	\$212,539	\$271,929	\$23,670	\$212,539	\$56,758	\$3,544	\$5,744	5%
2017	88	62	70%	\$200,895	\$0	\$200,895	\$247,505	\$23,986	\$200,895	\$48,201	\$2,070	\$3,240	0%
Barberton, St. Andrew's Church													
2013	121	44	36%	\$48,721	\$0	\$48,721	\$79,111	\$4,477	\$48,721	\$34,697	\$1,317	\$1,107	0%
2014	119	50	42%	\$67,936	\$0	\$67,936	\$110,262	\$6,199	\$67,936	\$21,191	\$1,226	\$1,359	0%
2015	114	44	39%	\$63,937	\$0	\$63,937	\$99,650	\$6,207	\$63,937	\$50,661	\$1,730	\$1,453	0%
2016	111	48	43%	\$67,167	\$0	\$67,167	\$94,616	\$6,432	\$67,167	\$19,704	\$1,369	\$1,399	0%
2017	111	52	47%	\$73,190	\$0	\$73,190	\$92,464	\$6,280	\$73,190	\$17,292	\$1,380	\$1,408	0%
Bay Village, St. Barnabas Church													
2013	37	55	149%	\$67,540	\$162,740	\$230,281	\$255,678	\$5,850	\$230,281	\$6,586	\$1,682	\$4,187	0%
2014	124	53	43%	\$92,464	\$32,000	\$124,464	\$175,800	\$4,615	\$124,464	\$7,648	\$1,331	\$2,348	0%
2015	105	56	53%	\$109,395	\$16,000	\$125,395	\$185,425	\$5,383	\$125,395	\$8,289	\$1,530	\$2,239	0%
2016	102	60	59%	\$135,984	\$0	\$135,984	\$172,018	\$7,000	\$135,984	\$7,046	\$1,566	\$2,266	0%
2017	117	51	44%	\$130,941	\$0	\$130,941	\$157,093	\$0	\$129,660	\$7,824	\$1,773	\$2,542	0%
Bellevue, St. Paul's Church													
2013	26	18	69%	\$45,370	\$0	\$45,370	\$62,166	\$3,248	\$45,370	\$8,478	\$1,427	\$2,521	32%
2014	22	16	73%	\$38,304	\$1,600	\$39,904	\$39,924	\$3,786	\$39,904	\$4,276	\$1,534	\$2,494	27%
2015	26	14	54%	\$33,963	\$1,200	\$35,163	\$46,644	\$2,445	\$35,163	\$5,228	\$1,462	\$2,512	30%
2016	27	11	41%	\$26,646	\$1,400	\$28,046	\$28,046	\$1,522	\$28,046	\$150	\$1,762	\$2,550	26%
2017													
Berea, St. Thomas's Church													
2013	294	112	38%	\$242,884	\$0	\$242,884	\$296,867	\$27,613	\$242,884	\$48,409	\$1,671	\$2,169	11%
2014	282	102	36%	\$221,759	\$0	\$221,759	\$294,975	\$25,790	\$221,759	\$38,612	\$1,591	\$2,174	14%
2015	248	101	41%	\$173,106	\$0	\$173,106	\$222,703	\$18,500	\$173,106	\$13,398	\$1,453	\$1,714	20%
2016	248	86	35%	\$161,497	\$0	\$161,497	\$237,654	\$17,386	\$161,497	\$35,431	\$1,559	\$1,878	17%
2017	257	91	35%	\$205,450	\$0	\$205,450	\$295,425	\$21,855	\$205,450	\$41,178	\$1,397	\$2,258	28%
Boardman, St. James's Church													
2013	77	63	82%	\$99,431	\$20,000	\$119,431	\$417,300	\$12,649	\$119,431	\$1,762	\$1,578	\$1,896	0%
2014	99	63	64%	\$96,110	\$0	\$96,110	\$119,722	\$5,966	\$96,110	\$866	\$1,526	\$1,526	0%
2015	102	60	59%	\$138,235	\$9,999	\$148,234	\$149,623	\$16,175	\$148,234	\$1,630	\$1,620	\$2,471	3%
2016	99	56	57%	\$161,268	\$7,000	\$168,268	\$169,133	\$15,106	\$168,268	\$1,157	\$2,362	\$3,005	17%
2017	72	55	76%	\$146,472	\$5,000	\$151,472	\$154,808	\$16,214	\$151,472	\$479	\$2,166	\$2,754	4%
Bowling Green, St. John the Baptist's													
2013	22	25	114%	\$43,443	\$33,405	\$76,848	\$77,616	\$4,807	\$76,848	\$3,278	\$1,530	\$3,074	0%
2014	22	18	82%	\$43,202	\$0	\$43,202	\$43,760	\$2,663	\$43,202	\$1,727	\$2,029	\$2,400	0%
2015	21	16	76%	\$46,462	\$0	\$46,462	\$46,724	\$3,996	\$46,462	\$4,429	\$2,632	\$2,904	0%
2016	16	13	81%	\$44,675	\$0	\$44,675	\$66,437	\$3,998	\$44,675	\$3,475	\$3,310	\$3,437	4%
2017	20	15	75%	\$42,264	\$0	\$42,264	\$43,813	\$3,953	\$42,264	\$1,752	\$2,105	\$2,818	0%

2015	186	95	51%	\$168,984	\$0	\$168,984	\$172,884	\$18,628	\$168,984	\$5,752	\$1,830	\$1,779	0%
2016	187	86	46%	\$152,118	\$0	\$152,118	\$152,118	\$15,232	\$152,118	\$1,654	\$1,763	\$1,769	0%
2017	164	79	48%	\$150,947	\$0	\$150,947	\$187,561	\$17,860	\$150,947	\$2,952	\$1,895	\$1,911	0%
Brunswick, St. Patrick's Church													
2013	74	42	57%	\$34,351	\$39,298	\$73,649	\$74,834	\$6,184	\$73,649	\$911	\$913	\$1,754	0%
2014	65	35	54%	\$46,245	\$56,657	\$102,902	\$104,059	\$1,925	\$102,902	\$963	\$1,119	\$2,940	0%
2015	39	45	115%	\$51,785	\$18,018	\$69,803	\$69,819	\$4,686	\$69,803	\$902	\$1,092	\$1,551	0%
2016	42	37	88%	\$37,136	\$0	\$37,136	\$37,264	\$3,731	\$37,136	\$2,615	\$1,107	\$1,004	0%
2017	38	43	113%	\$58,291	\$0	\$58,291	\$61,085	\$5,296	\$58,291	\$3,411	\$1,129	\$1,356	17%
Canton, St. Mark's Church													
2013	223	107	48%	\$204,182	\$0	\$204,182	\$226,282	\$19,494	\$204,182	\$3,829	\$1,671	\$1,908	9%
2014	225	107	48%	\$221,603	\$0	\$221,603	\$235,376	\$23,728	\$221,603	\$8,167	\$1,827	\$2,071	9%
2015	206	101	49%	\$242,797		\$242,797	\$253,528	\$30,736	\$242,797	\$6,141	\$2,008	\$2,404	14%
2016	201	96	48%	\$226,554	\$0	\$226,554	\$237,921	\$24,442	\$226,554	\$8,939	\$2,104	\$2,360	9%
2017	201	92	46%	\$236,498		\$236,498	\$310,738	\$26,667	\$236,498	\$13,233	\$2,255	\$2,571	11%
Canton, St. Paul's Church													
2013	126	80	63%	\$278,341	\$0	\$278,341	\$338,754	\$29,518	\$278,341	\$17,147	\$2,187	\$3,479	35%
2014	133	76	57%	\$296,858	\$0	\$296,858	\$326,945	\$23,999	\$296,858	\$7,344	\$2,429	\$3,906	34%
2015	115	66	57%	\$273,295		\$273,295	\$284,396	\$28,981	\$273,295	\$41,302	\$3,084	\$4,141	24%
2016	115	57	50%	\$233,433	\$0	\$233,433	\$256,539	\$28,853	\$233,433	\$59,112	\$3,008	\$4,095	25%
2017	115	57	50%	\$194,130	\$0	\$194,130	\$248,034	\$19,073	\$194,134	\$46,174	\$3,152	\$3,406	7%
Chagrin Falls, St. Martin's Church													
2013	538	190	35%	\$320,710	\$0	\$320,710	\$354,982	\$40,176	\$320,710	\$3,548	\$1,585	\$1,688	1%
2014	362	156	43%	\$271,575		\$271,575	\$306,121	\$35,567	\$271,575	\$2,346	\$1,628	\$1,741	1%
2015	266	105	39%	\$293,313	\$0	\$293,313	\$365,919	\$31,500	\$293,313	\$1,730	\$2,047	\$2,793	4%
2016	263	109	41%	\$290,121	\$0	\$290,121	\$365,069	\$35,848	\$290,121	\$6,353	\$2,248	\$2,662	11%
2017	264	107	41%	\$285,855	\$0	\$285,855	\$369,952	\$35,835	\$285,855	\$37,818	\$2,210	\$2,672	14%
Chardon, St. Luke's Church													
2013	227	49	22%	\$119,705	\$2,000	\$121,705	\$127,639	\$12,284	\$121,705	\$7,666	\$2,167	\$2,484	0%
2014	66	35	53%	\$117,826	\$2,000	\$119,826	\$128,223	\$12,035	\$119,826	\$1,329	\$2,840	\$3,424	0%
2015	73	40	55%	\$120,555	\$2,000	\$122,555	\$168,704	\$17,817	\$122,555	\$7,177	\$2,661	\$3,064	0%
2016	82	42	51%	\$120,143	\$2,000	\$122,143	\$127,386	\$12,291	\$122,143	\$1,630	\$2,561	\$2,908	0%
2017	70	47	67%	\$117,602	\$2,000	\$119,602	\$126,331	\$12,336	\$119,602	\$1,195	\$2,282	\$2,545	0%
Cleveland, St. Andrew's Church													
2013	142	67	47%	\$225,009	\$0	\$225,009	\$241,847	\$26,638	\$225,009	\$20,237	\$2,270	\$3,358	0%
2014	138	67	49%	\$226,203	\$0	\$226,203	\$246,043	\$34,489	\$226,203	\$17,535	\$2,297	\$3,376	0%
2015	125	65	52%	\$205,956	\$0	\$205,956	\$239,015	\$20,188	\$205,956	\$20,178	\$2,198	\$3,169	0%
2016	99	54	55%	\$178,578	\$0	\$178,578	\$222,956	\$25,389	\$178,578	\$15,746	\$2,468	\$3,307	0%
2017	121	53	44%	\$149,434	\$0	\$149,434	\$168,378	\$21,450	\$149,434	\$11,645	\$2,565	\$2,820	0%
Cleveland, St. Luke's Church													
2013	130	80	62%	\$77,093	\$0	\$77,093	\$98,179	\$6,917	\$77,093	\$22,326	\$918	\$964	3%
2014	110	71	65%	\$77,637	\$0	\$77,637	\$90,978	\$7,241	\$77,637	\$14,962	\$1,037	\$1,093	3%
2015	61	62	102%	\$79,591	\$0	\$79,591	\$97,081	\$6,983	\$79,591	\$19,111	\$1,205	\$1,284	4%
2016	69	59	86%	\$93,061	\$0	\$93,061	\$120,713	\$8,081	\$93,061	\$10,003	\$1,506	\$1,577	3%
2017	42	45	107%	\$131,121	\$44,349	\$175,470	\$288,516	\$7,819	\$175,470	\$108,537	\$2,080	\$3,899	20%
Cleveland, Trinity Cathedral													
2013	1,035	376	36%	\$1,457,783	\$0	\$1,457,783	\$2,049,078	\$194,090	\$1,457,783	\$716,482	\$1,765	\$3,877	50%
2014	1,023	371	36%	\$1,438,953	\$0	\$1,438,953	\$1,930,076	\$222,611	\$1,438,953	\$490,123	\$1,858	\$3,879	48%
2015	1,010	371	37%	\$1,520,354	\$0	\$1,520,354	\$1,963,570	\$228,114	\$1,520,354	\$476,266	\$1,833	\$4,098	56%
2016	854	388	45%	\$1,425,017	\$0	\$1,425,017	\$3,272,825	\$224,915	\$1,425,017	\$549,791	\$1,922	\$3,673	41%
2017	822	275	33%	\$1,408,285	\$0	\$1,408,285	\$2,340,817	\$228,170	\$1,408,285	\$474,742	\$2,347	\$5,121	50%
Cleveland Heights, St. Alban's Church													
2013	32	30	94%	\$24,034	\$0	\$24,034	\$32,344	\$2,936	\$24,034	\$3,697	\$769	\$801	0%
2014	31	27	87%	\$31,613	\$0	\$31,613	\$43,897	\$1,944	\$31,613	\$9,898	\$947	\$1,171	0%
2015	29	16	55%	\$19,237	\$0	\$19,237	\$20,252	\$1,989	\$19,237	\$4,321	\$942	\$1,202	0%
2016	17	13	76%	\$16,311	\$0	\$16,311	\$16,426	\$1,463	\$16,311	\$297	\$1,176	\$1,255	0%
2017	29	16	55%	\$20,215	\$0	\$20,215	\$25,579	\$1,618	\$20,215	\$674	\$1,138	\$1,263	10%
Cleveland Heights, St. Paul's Church													
2013	1,917	411	21%	\$1,824,594	\$0	\$1,824,594	\$3,244,090	\$243,000	\$1,824,594	\$426,682	\$3,735	\$4,439	16%
2014	1,750	390	22%	\$1,850,257	\$0	\$1,850,257	\$2,875,833	\$255,000	\$1,850,257	\$583,053	\$4,067	\$4,744	14%
2015	1,507	357	24%	\$1,836,891	\$0	\$1,836,891	\$2,424,321	\$247,649	\$1,836,891	\$337,621	\$4,156	\$5,145	19%
2016	1,444	378	26%	\$1,800,850	\$0	\$1,800,850	\$2,454,726	\$249,402	\$1,800,850	\$261,787	\$4,258	\$4,764	11%
2017	1,414	377	27%	\$1,823,280	\$0	\$1,823,280	\$2,103,010	\$249,430	\$1,823,280	\$348,365	\$4,286	\$4,836	11%
Coshocton, Trinity Church													
2013	76	23	30%	\$117,501	\$0	\$117,501	\$117,718	\$12,075	\$117,501	\$584	\$1,271	\$5,109	74%
2014	66	21	32%	\$128,516	\$0	\$128,516	\$174,116	\$13,273	\$128,516	\$0	\$1,255	\$6,120	81%
2015	80	20	25%	\$81,123	\$0	\$81,123	\$81,123	\$8,998	\$81,123	\$0	\$1,004	\$4,056	145%
2016	80	18	23%	\$37,196	\$0	\$37,196	\$37,196	\$2,597	\$37,196	\$0	\$407	\$2,066	30%
2017	79	17	22%	\$40,484	\$0	\$40,484	\$40,484	\$3,888	\$40,484	\$0	\$892	\$2,381	63%
Cuyahoga Falls, St. John's Church													
2013	141	65	46%	\$183,031	\$0	\$183,031	\$271,567	\$20,211	\$183,031	\$3,047	\$2,170	\$2,816	14%
2014	155	68	44%	\$198,138	\$0	\$198,138	\$206,991	\$19,749	\$198,138	\$8,753	\$2,040	\$2,914	27%
2015	140	84	60%	\$200,130		\$200,130	\$235,785	\$23,970	\$200,130	\$4,810	\$2,092	\$2,383	9%
2016	129	94	73%	\$223,806	\$0	\$223,806	\$255,241	\$25,790	\$223,806	\$4,743	\$2,227	\$2,381	5%
2017	164	95	58%	\$288,629	\$0	\$288,629	\$288,629	\$30,543	\$288,629	\$850	\$2,321	\$3,038	13%
Defiance, Grace Church													
2013	55	31	56%	\$54,716	\$2,000	\$56,716	\$59,506	\$4,932	\$56,716	\$6,732	\$1,595	\$1,830	0%
2014	37	26	70%	\$52,807	\$1,500	\$54,307	\$58,478	\$5,223	\$54,307	\$7,293	\$1,893	\$2,089	0%
2015	35	22	63%	\$63,382	\$0	\$63,382	\$80,276	\$4,899	\$63,382	\$1,555	\$1,709	\$2,881	0%
2016	34	23	68%	\$56,377	\$0	\$56,377	\$65,231	\$6,470	\$56,377	\$1,108	\$1,915	\$2,451	0%
2017	37	22	59%	\$65,119	\$0	\$65,119	\$70,571	\$6,894	\$65,119	\$1,521	\$2,283	\$2,960	0%

Year	Comm in Good Stg	Avg Sunday Att ASA	ASA + Mbrs	Normal Operating Income (NOI)	Asst. From Diocese	Operating Revenue	Total Revenue	To Diocese	Total Operating Expenses	Outreach (Line 13+16+18)	Pledge & Plate + ASA	Oper Exp + ASA	From Inv. + Operating Exp
East Liverpool, St. Stephen's Church													
2013	109	38	35%	\$77,274	\$2,000	\$79,274	\$114,681	\$7,483	\$79,274	\$9,121	\$1,269	\$2,086	33%
2014	112	37	33%	\$90,376	\$1,500	\$91,876	\$132,391	\$8,212	\$91,876	\$7,669	\$1,393	\$2,483	39%
2015	65	42	65%	\$115,815	\$0	\$115,815	\$146,365	\$12,064	\$115,815	\$10,700	\$1,289	\$2,758	25%
2016	75	36	48%	\$92,049	\$0	\$92,049	\$114,881	\$10,404	\$92,049	\$9,222	\$1,371	\$2,557	45%
2017	60	40	67%	\$84,729	\$0	\$84,729	\$112,285	\$8,048	\$84,729	\$6,674	\$1,088	\$2,118	17%
Elyria, St. Andrew's Church													
2013	225	59	26%	\$146,664	\$0	\$146,664	\$175,688	\$15,022	\$146,664	\$34,736	\$2,259	\$2,486	9%
2014	210	71	34%	\$232,491	\$1,000	\$233,491	\$266,977	\$22,330	\$233,491	\$28,356	\$2,410	\$3,289	26%
2015	187	74	40%	\$240,723	\$1,250	\$241,973	\$324,498	\$25,112	\$241,973	\$31,164	\$2,440	\$3,270	25%
2016	202	77	38%	\$252,924		\$252,924	\$341,207	\$29,185	\$252,924	\$55,071	\$2,563	\$3,285	22%
2017	211	81	38%	\$304,227	\$0	\$304,227	\$493,133	\$28,003	\$304,227	\$22,857	\$2,267	\$3,756	9%
Euclid, Church of the Epiphany													
2013	204	68	33%	\$144,501	\$0	\$144,501	\$146,946	\$15,188	\$144,501	\$1,128	\$1,870	\$2,125	2%
2014	198	69	35%	\$148,915	\$0	\$148,915	\$152,422	\$15,297	\$148,915	\$3,661	\$1,663	\$2,158	2%
2015	197	59	30%	\$145,722	\$0	\$145,722	\$257,813	\$15,213	\$145,722	\$5,059	\$2,054	\$2,470	3%
2016	195	61	31%	\$148,602	\$0	\$148,602	\$266,957	\$15,522	\$148,602	\$3,936	\$1,886	\$2,436	3%
2017	196	57	29%	\$148,542	\$0	\$148,542	\$173,622	\$15,445	\$148,542	\$3,764	\$2,062	\$2,606	7%
Findlay, Trinity Church													
2013	174	74	43%	\$132,853	\$0	\$132,853	\$139,312	\$13,843	\$132,853	\$5,804	\$1,606	\$1,795	7%
2014	170	60	35%	\$136,753		\$136,753	\$139,731	\$14,115	\$136,753	\$3,593	\$2,160	\$2,279	2%
2015	173	34	20%	\$106,986	\$0	\$106,986	\$145,757	\$11,820	\$106,986	\$4,332	\$3,020	\$3,147	2%
2016	131	68	52%	\$114,169	\$0	\$114,169	\$156,073	\$10,249	\$114,169	\$2,265	\$1,588	\$1,679	1%
2017	140	71	51%	\$155,655	\$0	\$155,655	\$266,545	\$15,541	\$155,655	\$9,945	\$2,115	\$2,192	1%
Fremont, St. Paul's Church													
2013	62	33	53%	\$155,678		\$155,678	\$162,109	\$14,450	\$155,678	\$6,523	\$2,406	\$4,718	44%
2014	52	30	58%	\$156,255	\$0	\$156,255	\$166,079	\$16,464	\$156,255	\$6,013	\$1,951	\$5,209	58%
2015	50	25	50%	\$108,680	\$0	\$108,680	\$147,912	\$12,659	\$108,680	\$19,629	\$2,781	\$4,347	14%
2016	46	25	54%	\$104,522	\$0	\$104,522	\$113,594	\$10,916	\$104,522	\$6,062	\$3,264	\$4,181	21%
2017	51	29	57%	\$154,234	\$0	\$154,234	\$176,264	\$15,446	\$154,234	\$9,992	\$2,967	\$5,318	41%
Gambier, Harcourt Parish													
2013	133	57	43%	\$178,710	\$0	\$178,710	\$222,967	\$19,863	\$178,710	\$35,054	\$2,254	\$3,135	9%
2014	132	49	37%	\$143,980	\$0	\$143,980	\$227,223	\$15,734	\$143,980	\$28,699	\$2,685	\$2,938	0%
2015	102	52	51%	\$126,957		\$126,957	\$126,203	\$12,163	\$126,957	\$19,923	\$2,089	\$2,441	0%
2016	91	67	74%	\$156,591	\$0	\$156,591	\$216,006	\$16,933	\$156,591	\$28,566	\$1,857	\$2,337	3%
2017	86	73	85%	\$165,096	\$0	\$165,096	\$194,030	\$17,840	\$165,096	\$31,159	\$1,791	\$2,262	7%
Gates Mills, St. Christopher's by the River													
2013	149	82	55%	\$341,203	\$0	\$341,203	\$342,298	\$43,133	\$341,203	\$1,095	\$2,682	\$4,161	35%
2014	143	81	57%	\$281,197	\$0	\$281,197	\$402,940	\$33,561	\$281,197	\$1,680	\$2,303	\$3,472	33%
2015	176	87	49%	\$385,036	\$0	\$385,036	\$509,441	\$49,937	\$385,036	\$2,735	\$2,278	\$4,426	48%
2016	183	76	42%	\$353,809	\$0	\$353,809	\$451,771	\$44,901	\$353,809	\$3,030	\$2,835	\$4,655	39%
2017	186	81	44%	\$374,711	\$0	\$374,711	\$376,368	\$44,673	\$374,711	\$1,657	\$3,101	\$4,626	3%
Geneva, Christ Church													
2013	103	40	39%	\$55,553		\$55,553	\$73,610	\$5,020	\$55,553	\$7,974	\$1,378	\$1,389	0%
2014	99	41	41%	\$55,502	\$0	\$55,502	\$116,611	\$5,093	\$55,502	\$6,311	\$1,335	\$1,354	0%
2015	69	37	54%	\$61,247	\$0	\$61,247	\$73,977	\$5,070	\$61,247	\$9,379	\$1,634	\$1,655	0%
2016	67	38	57%	\$61,248		\$61,248	\$84,801	\$5,160	\$61,248	\$12,497	\$1,586	\$1,612	0%
2017	59	34	58%	\$61,740	\$0	\$61,740	\$76,133	\$6,460	\$61,740	\$9,260	\$1,594	\$1,816	0%
Hudson, Christ Church													
2013	288	115	40%	\$445,257		\$445,257	\$639,978	\$80,381	\$445,257	\$1,658	\$2,759	\$3,872	13%
2014	293	116	40%	\$448,201	\$0	\$448,201	\$458,355	\$64,491	\$448,201	\$39,381	\$3,117	\$3,864	11%
2015	319	103	32%	\$479,520	\$0	\$479,520	\$636,656	\$51,818	\$422,580	\$10,299	\$3,491	\$4,103	7%
2016	281	139	49%	\$446,676	\$0	\$446,676	\$499,032	\$55,530	\$446,643	\$38,362	\$3,005	\$3,213	2%
2017	302	151	50%	\$489,307	\$0	\$489,307	\$602,087	\$61,167	\$489,307	\$59,401	\$2,834	\$3,240	7%
Huron, Christ Church													
2013	247	53	21%	\$128,441	\$0	\$128,441	\$129,441	\$11,197	\$128,441	\$2,980	\$1,647	\$2,423	1%
2014	241	39	16%	\$109,610	\$0	\$109,610	\$191,591	\$13,044	\$109,610	\$3,342	\$2,287	\$2,811	3%
2015	225	37	16%	\$68,285	\$0	\$68,285	\$124,671	\$8,530	\$68,285	\$6,089	\$1,656	\$1,846	0%
2016	35	44	126%	\$122,207	\$10,000	\$132,207	\$137,067	\$6,644	\$132,207	\$8,101	\$2,481	\$3,005	0%
2017	204	47	23%	\$148,662	\$5,647	\$154,309	\$177,464	\$16,935	\$154,309	\$15,823	\$3,099	\$3,283	0%
Kent, Christ Church													
2013	171	73	43%	\$160,249	\$0	\$160,249	\$166,370	\$16,837	\$160,249	\$7,038	\$1,921	\$2,195	11%
2014	181	71	39%	\$168,455	\$0	\$168,455	\$176,182	\$17,963	\$168,455	\$10,627	\$1,848	\$2,373	20%
2015	164	70	43%	\$166,499	\$0	\$166,499	\$280,689	\$17,148	\$166,499	\$15,346	\$2,069	\$2,379	11%
2016	165	70	42%	\$170,245	\$0	\$170,245	\$193,492	\$19,053	\$170,245	\$8,589	\$2,051	\$2,432	19%
2017													
Kirtland Hills, St. Hubert's Church													
2013	320	96	30%	\$267,162	\$0	\$267,162	\$309,508	\$30,755	\$267,162	\$14,707	\$2,004	\$2,783	24%
2014	314	97	31%	\$277,130	\$0	\$277,130	\$294,001	\$32,664	\$277,130	\$17,331	\$2,083	\$2,857	23%
2015	253	95	38%	\$280,453	\$0	\$280,453	\$503,869	\$33,231	\$280,453	\$7,649	\$2,274	\$2,952	27%
2016	235	87	37%	\$291,784	\$0	\$291,784	\$743,403	\$33,570	\$291,784	\$14,739	\$2,400	\$3,354	28%
2017	296	81	27%	\$287,967	\$0	\$287,967	\$600,265	\$34,843	\$287,967	\$12,201	\$2,572	\$3,555	28%
Lakewood, Church of the Ascension													
2013	86	40	47%	\$77,318	\$25,000	\$102,318	\$122,243	\$7,515	\$102,318	\$5,098	\$1,801	\$2,558	0%
2014	100	55	55%	\$96,757	\$0	\$96,757	\$155,989	\$9,802	\$96,757	\$9,259	\$1,520	\$1,759	0%
2015	94	60	64%	\$100,040	\$39,691	\$139,731	\$249,300	\$10,800	\$139,731	\$10,260	\$1,533	\$2,329	0%
2016	105	69	66%	\$102,493	\$50,564	\$153,057	\$286,681	\$10,873	\$153,057	\$2,533	\$1,430	\$2,218	0%
2017	116	62	53%	\$107,739	\$45,030	\$152,769	\$297,042	\$11,126	\$152,769	\$7,964	\$1,475	\$2,464	0%
Lakewood, St. Peter's Church													
2013	694	179	26%	\$481,310	\$0	\$481,310	\$706,373	\$64,568	\$481,310	\$201,749	\$2,569	\$2,689	0%
2014	556	167	30%	\$468,617	\$0	\$468,617	\$620,225	\$60,666	\$468,617	\$77,903	\$2,668	\$2,806	0%

Year	Comm in Good Stg	Avg Sunday Att ASA	ASA + Mbrs	Normal Operating Income (NOI)	Asst. From Diocese	Operating Revenue	Total Revenue	To Diocese	Total Operating Expenses	Outreach (Line 13+16+18)	Pledge & Plate + ASA	Oper Exp + ASA	From Inv. + Operating Exp
2015	503	164	33%	\$506,229	\$0	\$506,229	\$843,507	\$69,106	\$506,229	\$132,630	\$2,941	\$3,087	0%
2016	539	170	32%	\$581,361	\$10,904	\$592,265	\$960,028	\$76,253	\$592,265	\$98,661	\$3,193	\$3,484	0%
2017	398	168	42%	\$588,572	\$24,911	\$613,483	\$932,142	\$77,158	\$613,483	\$78,595	\$3,192	\$3,652	0%
Lisbon, Holy Trinity Church													
2013	43	14	33%	\$22,645	\$0	\$22,645	\$25,562	\$2,029	\$22,645	\$1,320	\$906	\$1,618	42%
2014	45	16	36%	\$24,079	\$0	\$24,079	\$26,024	\$2,122	\$24,079	\$500	\$833	\$1,505	43%
2015	46	15	33%	\$22,196	\$0	\$22,196	\$30,107	\$2,098	\$22,196	\$1,958	\$854	\$1,480	41%
2016	46	15	33%	\$24,232	\$0	\$24,232	\$33,841	\$2,166	\$24,232	\$1,207	\$823	\$1,615	49%
2017	44	14	32%	\$24,667	\$0	\$24,667	\$32,886	\$2,277	\$24,667	\$3,205	\$1,052	\$1,762	39%
Lorain, Church of the Redeemer													
2013	144	49	34%	\$121,559	\$0	\$121,559	\$132,385	\$12,441	\$121,559	\$16,631	\$1,952	\$2,481	10%
2014	146	55	38%	\$141,210		\$141,210	\$149,458	\$14,704	\$141,210	\$3,437	\$1,936	\$2,567	9%
2015	112	52	46%	\$147,675	\$5,505	\$153,180	\$161,306	\$15,702	\$153,180	\$6,834	\$2,097	\$2,946	9%
2016	112	52	46%	\$158,835	\$0	\$158,835	\$158,835	\$15,703	\$158,835	\$8,191	\$1,765	\$3,055	14%
2017	112	40	36%	\$128,777	\$14,449	\$143,226	\$144,533	\$10,215	\$143,226	\$3,623	\$1,982	\$3,581	16%
Lyndhurst, Church of the Good Shepherd													
2013	158	75	47%	\$226,894	\$0	\$226,894	\$238,517	\$24,563	\$226,894	\$6,629	\$2,480	\$3,025	0%
2014	148	63	43%	\$205,386		\$205,386	\$345,660	\$23,569	\$205,386	\$2,855	\$2,550	\$3,260	0%
2015	148	61	41%	\$193,905	\$0	\$193,905	\$221,870	\$22,121	\$193,905	\$4,171	\$2,348	\$3,179	0%
2016	148	60	41%	\$191,614	\$0	\$191,614	\$200,499	\$21,160	\$191,614	\$4,127	\$2,277	\$3,194	0%
2017	140	43	31%	\$190,076	\$0	\$190,076	\$197,000	\$20,692	\$190,076	\$3,604	\$3,219	\$4,420	0%
Macedonia, St. Timothy's Church													
2013	196	58	30%	\$140,691	\$0	\$140,691	\$183,683	\$12,981	\$140,691	\$9,808	\$2,017	\$2,426	1%
2014	193	53	27%	\$143,467	\$0	\$143,467	\$158,998	\$16,332	\$143,467	\$7,176	\$2,699	\$2,707	0%
2015	177	53	30%	\$142,930	\$0	\$142,930	\$187,482	\$14,726	\$142,930	\$8,047	\$2,501	\$2,697	0%
2016	174	48	28%	\$141,479	\$0	\$141,479	\$214,470	\$15,374	\$141,479	\$6,062	\$2,676	\$2,947	1%
2017	173	49	28%	\$142,044	\$3,000	\$145,044	\$216,372	\$13,844	\$145,044	\$6,672	\$2,795	\$2,960	2%
Mansfield, Grace Church													
2013	340	79	23%	\$256,911	\$0	\$256,911	\$256,911	\$30,580	\$256,911	\$6,329	\$1,509	\$3,252	43%
2014	325	76	23%	\$263,435	\$0	\$263,435	\$341,077	\$30,620	\$263,435	\$50,605	\$1,620	\$3,466	46%
2015	335	75	22%	\$269,480	\$0	\$269,480	\$439,970	\$31,363	\$269,480	\$133,273	\$1,914	\$3,593	51%
2016	330	71	22%	\$276,021	\$0	\$276,021	\$448,070	\$31,642	\$276,021	\$118,215	\$2,004	\$3,888	43%
2017	203	65	32%	\$278,689	\$0	\$278,689	\$418,114	\$32,498	\$278,689	\$126,859	\$2,294	\$4,288	45%
Marion, St. Paul's Church													
2013	23	26	113%	\$78,556	\$0	\$78,556	\$78,556	\$7,198	\$78,556	\$0	\$1,730	\$3,021	19%
2014	25	25	100%	\$74,600	\$0	\$74,600	\$74,600	\$7,633	\$74,600	\$0	\$1,002	\$2,984	47%
2015	25	20	80%	\$73,298	\$0	\$73,298	\$73,298	\$5,754	\$73,298	\$20,016	\$1,068	\$3,665	42%
2016													
2017													
Massillon, St. Timothy's Church													
2013	264	103	39%	\$211,566	\$0	\$211,566	\$261,539	\$18,927	\$211,566	\$13,612	\$1,782	\$2,054	13%
2014	276	101	37%	\$220,025	\$0	\$220,025	\$294,083	\$24,072	\$220,025	\$21,023	\$1,862	\$2,178	15%
2015	272	83	31%	\$205,006	\$0	\$205,006	\$213,126	\$22,807	\$205,006	\$13,712	\$2,157	\$2,470	13%
2016	250	79	32%	\$186,294	\$0	\$186,294	\$195,146	\$19,777	\$186,294	\$8,046	\$2,118	\$2,358	10%
2017	253	87	34%	\$219,618	\$0	\$219,618	\$257,356	\$24,205	\$219,618	\$11,708	\$1,941	\$2,524	13%
Maumee, St. Paul's Church													
2013	608	189	31%	\$410,739	\$0	\$410,739	\$640,510	\$52,166	\$410,739	\$222,680	\$1,645	\$2,173	19%
2014	620	165	27%	\$463,122	\$0	\$463,122	\$698,038	\$42,173	\$463,122	\$215,484	\$1,940	\$2,807	25%
2015	526	140	27%	\$534,660	\$0	\$534,660	\$771,682	\$95,260	\$534,660	\$225,400	\$1,638	\$3,819	55%
2016	500	137	27%	\$504,086	\$0	\$504,086	\$1,090,523	\$41,777	\$504,086	\$271,372	\$1,916	\$3,679	24%
2017	486	131	27%	\$426,588	\$0	\$426,588	\$690,521	\$60,229	\$426,588	\$429,058	\$2,056	\$3,256	35%
Mayfield Village, St. Bartholomew Church													
2013	118	66	56%	\$119,066	\$0	\$119,066	\$129,308	\$12,769	\$119,066	\$11,834	\$1,674	\$1,804	1%
2014	81	64	79%	\$126,928		\$126,928	\$236,810	\$12,728	\$126,928	\$11,756	\$1,772	\$1,983	0%
2015	81	60	74%	\$126,928	\$0	\$126,928	\$159,979	\$12,728	\$126,928	\$6,845	\$1,884	\$2,115	9%
2016	79	59	75%	\$140,348	\$0	\$140,348	\$152,613	\$15,897	\$140,348	\$7,856	\$1,900	\$2,379	4%
2017	81	59	73%	\$135,550	\$0	\$135,550	\$146,412	\$10,734	\$135,550	\$5,597	\$1,997	\$2,297	7%
Medina, St. Paul's Church													
2013	491	109	22%	\$269,813	\$4,100	\$273,913	\$368,555	\$28,604	\$273,913	\$25,069	\$1,986	\$2,513	5%
2014	481	101	21%	\$302,747	\$1,800	\$304,547	\$382,172	\$32,399	\$304,547	\$33,162	\$2,488	\$3,015	8%
2015	460	105	23%	\$303,308	\$3,000	\$306,308	\$395,878	\$32,803	\$306,308	\$39,243	\$2,541	\$2,917	1%
2016	498	100	20%	\$309,042	\$3,500	\$312,542	\$393,172	\$34,636	\$312,542	\$37,095	\$2,415	\$3,125	5%
2017	496	100	20%	\$314,172	\$3,500	\$317,672	\$434,617	\$35,412	\$317,672	\$47,367	\$2,836	\$3,177	3%
Mentor, St. Andrew Episcopal Church													
2013	291	136	47%	\$178,199	\$0	\$178,199	\$325,505	\$18,602	\$178,199	\$31,006	\$1,248	\$1,310	0%
2014	250	125	50%	\$168,612	\$0	\$168,612	\$239,420	\$15,555	\$168,612	\$21,903	\$1,259	\$1,349	0%
2015	254	99	39%	\$162,757	\$0	\$162,757	\$184,887	\$15,726	\$162,757	\$13,574	\$1,642	\$1,644	0%
2016	250	97	39%	\$168,324	\$0	\$168,324	\$202,916	\$20,927	\$168,324	\$16,554	\$1,570	\$1,735	0%
2017	249	76	31%	\$190,166	\$0	\$190,166	\$219,735	\$19,394	\$190,166	\$29,388	\$1,928	\$2,502	6%
Mount Vernon, St. Paul's Church													
2013	111	63	57%	\$171,656		\$171,656	\$226,129	\$18,032	\$171,656	\$9,696	\$2,036	\$2,725	17%
2014	111	53	48%	\$168,598	\$0	\$168,598	\$215,637	\$18,882	\$168,598	\$13,181	\$2,228	\$3,181	18%
2015	73	45	62%	\$161,098	\$0	\$161,098	\$202,882	\$16,435	\$161,098	\$8,394	\$2,733	\$3,580	17%
2016	78	45	58%	\$163,724	\$0	\$163,724	\$244,712	\$17,117	\$163,724	\$14,861	\$2,409	\$3,638	27%
2017	77	54	70%	\$169,684	\$0	\$169,684	\$188,042	\$18,827	\$169,684	\$15,084	\$2,199	\$3,142	28%
Napoleon, St. John the Evangelist													
2013	28	12	43%	\$14,642	\$0	\$14,642	\$16,862	\$813	\$14,642	\$1,300	\$1,420	\$1,220	0%
2014													
2015													
2016													
2017													

Year	Comm in Good Stg	Avg Sunday Att ASA	ASA + Mbrs	Normal Operating Income (NOI)	Asst. From Diocese	Operating Revenue	Total Revenue	To Diocese	Total Operating Expenses	Outreach (Line 13+16+18)	Pledge & Plate + ASA	Oper Exp + ASA	From Inv. + Operating Exp
New Philadelphia, Trinity Church													
2013	67	26	39%	\$61,151	\$0	\$61,151	\$62,467	\$5,029	\$61,151	\$1,309	\$2,307	\$2,352	6%
2014	62	29	47%	\$51,262	\$0	\$51,262	\$51,262	\$4,667	\$51,262	\$861	\$1,768	\$1,768	8%
2015	61	23	38%	\$36,365	\$0	\$36,365	\$36,365	\$3,054	\$36,365	\$1,463	\$2,083	\$1,581	10%
2016	62	24	39%	\$34,445	\$0	\$34,445	\$54,885	\$3,066	\$34,445	\$540	\$1,435	\$1,435	0%
2017	62	27	44%	\$42,114	\$0	\$42,114	\$43,106	\$3,738	\$42,114	\$1,000	\$1,560	\$1,560	0%
Niles, St. Luke's Church													
2013	133	55	41%	\$87,284	\$0	\$87,284	\$95,066	\$8,736	\$87,284	\$2,297	\$925	\$1,587	29%
2014	133	60	45%	\$90,603	\$0	\$90,603	\$101,043	\$8,297	\$90,603	\$2,904	\$846	\$1,510	34%
2015	130	50	38%	\$91,013	\$0	\$91,013	\$106,897	\$9,910	\$91,013	\$4,090	\$996	\$1,820	33%
2016	117	49	42%	\$90,230	\$0	\$90,230	\$95,201	\$9,229	\$90,230	\$3,397	\$1,150	\$1,841	25%
2017													
Norwalk, St. Paul's Church													
2013	62	39	63%	\$89,066	\$6,500	\$95,566	\$98,315	\$7,240	\$95,566	\$1,446	\$1,964	\$2,450	5%
2014	66	34	52%	\$93,472	\$5,500	\$98,972	\$99,989	\$10,378	\$98,972	\$2,820	\$2,164	\$2,911	15%
2015	48	31	65%	\$94,442	\$2,000	\$96,442	\$96,557	\$9,831	\$96,442	\$650	\$2,446	\$3,111	20%
2016	44	31	70%	\$91,940	\$1,000	\$92,940	\$92,940	\$9,402	\$92,940	\$896	\$2,120	\$2,998	14%
2017	49	31	63%	\$95,300	\$0	\$95,300	\$95,300	\$9,575	\$95,300	\$1,470	\$2,432	\$3,074	6%
Oberlin, Christ Church													
2013	92	60	65%	\$233,547	\$0	\$233,547	\$318,068	\$28,070	\$233,547	\$55,992	\$3,043	\$3,892	3%
2014	100	66	66%	\$237,849	\$0	\$237,849	\$325,638	\$27,407	\$237,849	\$53,433	\$2,921	\$3,604	3%
2015	95	64	67%	\$206,046	\$0	\$206,046	\$382,526	\$24,061	\$206,046	\$73,374	\$2,935	\$3,219	4%
2016	98	70	71%	\$226,472	\$0	\$226,472	\$393,592	\$22,343	\$226,472	\$98,233	\$2,635	\$3,235	5%
2017	95	62	65%	\$265,815	\$0	\$265,815	\$401,171	\$28,251	\$265,815	\$56,213	\$3,043	\$4,287	23%
Oregon, St. Paul's Church													
2013	93	42	45%	\$76,770	\$0	\$76,770	\$101,770	\$7,301	\$76,770	\$3,257	\$1,397	\$1,828	0%
2014	94	41	44%	\$85,084	\$0	\$85,084	\$87,100	\$8,564	\$85,084	\$974	\$1,461	\$2,075	0%
2015	-	36	0%	\$72,778	\$0	\$72,778	\$73,648	\$7,506	\$72,778	\$2,030	\$1,681	\$2,022	0%
2016	45	29	64%	\$51,055	\$0	\$51,055	\$54,557	\$4,061	\$51,055	\$3,991	\$1,663	\$1,761	0%
2017	41	23	56%	\$45,396	\$0	\$45,396	\$61,842	\$3,930	\$45,396	\$2,951	\$1,696	\$1,974	0%
Painesville, St. James's Church													
2013	229	99	43%	\$231,241	\$0	\$231,241	\$269,317	\$26,723	\$231,241	\$22,350	\$2,027	\$2,336	2%
2014	238	98	41%	\$225,854	\$0	\$225,854	\$266,200	\$25,888	\$225,854	\$32,394	\$1,984	\$2,305	4%
2015	184	94	51%	\$233,981	\$0	\$233,981	\$427,641	\$26,617	\$233,981	\$18,503	\$2,046	\$2,489	9%
2016	172	77	45%	\$228,012	\$0	\$228,012	\$690,656	\$25,362	\$228,012	\$22,627	\$2,412	\$2,961	7%
2017	163	67	41%	\$236,703	\$0	\$236,703	\$340,278	\$24,869	\$236,703	\$48,362	\$2,903	\$3,533	7%
Parma, All Saints Church													
2013	306	75	25%	\$138,155	\$0	\$138,155	\$158,577	\$14,337	\$138,155	\$7,169	\$1,439	\$1,842	1%
2014	323	77	24%	\$135,764	\$0	\$135,764	\$137,603	\$14,148	\$135,764	\$415	\$1,444	\$1,763	1%
2015	298	76	26%	\$137,100	\$0	\$137,100	\$137,420	\$14,509	\$137,100	\$650	\$1,418	\$1,804	1%
2016	306	76	25%	\$136,019	\$0	\$136,019	\$197,154	\$14,257	\$136,019	\$2,760	\$1,369	\$1,790	1%
2017	186	65	35%	\$124,092	\$0	\$124,092	\$346,356	\$12,925	\$124,092	\$16,558	\$1,632	\$1,909	4%
Perrysburg, St. Timothy's Church													
2013	-	-	0%	\$255,975	\$0	\$255,975	\$275,975	\$32,106	\$255,975	\$0	\$0	\$0	10%
2014	240	111	46%	\$326,395	\$0	\$326,395	\$335,027	\$35,414	\$326,395	\$2,014	\$2,223	\$2,940	8%
2015	279	120	43%	\$326,129	\$0	\$326,129	\$493,502	\$39,042	\$323,063	\$10,589	\$2,359	\$2,692	9%
2016	232	109	47%	\$329,542	\$0	\$329,542	\$449,879	\$43,451	\$329,542	\$24,150	\$2,712	\$3,023	9%
2017	259	102	39%	\$339,823	\$0	\$339,823	\$463,491	\$37,975	\$339,823	\$30,508	\$2,752	\$3,332	16%
Port Clinton, St. Thomas's Church													
2013	62	28	45%	\$77,862	\$0	\$77,862	\$156,462	\$8,997	\$77,862	\$2,511	\$2,296	\$2,781	14%
2014	58	24	41%	\$79,564	\$0	\$79,564	\$110,773	\$8,064	\$79,564	\$5,479	\$3,000	\$3,315	0%
2015	53	29	55%	\$67,560	\$0	\$67,560	\$77,524	\$8,630	\$67,560	\$3,535	\$2,204	\$2,330	1%
2016	51	25	49%	\$80,652	\$0	\$80,652	\$96,385	\$6,537	\$80,652	\$15,668	\$2,493	\$3,226	0%
2017	52	23	44%	\$65,420	\$0	\$65,420	\$71,245	\$7,402	\$65,420	\$3,277	\$1,704	\$2,844	31%
Put-in-Bay, St. Paul's Church													
2013	33	34	103%	\$89,947	\$0	\$89,947	\$107,874	\$10,066	\$89,947	\$7,232	\$1,440	\$2,646	12%
2014	54	30	56%	\$96,397	\$0	\$96,397	\$113,757	\$6,722	\$96,397	\$6,481	\$1,805	\$3,213	9%
2015	43	31	72%	\$118,550	\$0	\$118,550	\$149,922	\$10,102	\$118,550	\$26,832	\$2,146	\$3,824	13%
2016	41	29	71%	\$103,458	\$0	\$103,458	\$122,209	\$9,923	\$103,458	\$6,568	\$2,037	\$3,568	0%
2017	34	29	85%	\$109,018	\$0	\$109,018	\$138,673	\$10,636	\$109,018	\$4,227	\$2,500	\$3,759	25%
Ravenna, Grace Church													
2013	139	65	47%	\$172,375	\$0	\$172,375	\$185,292	\$18,313	\$172,375	\$7,267	\$1,707	\$2,652	12%
2014	130	61	47%	\$173,556	\$0	\$173,556	\$187,675	\$18,839	\$173,556	\$14,153	\$1,826	\$2,845	25%
2015	115	61	53%	\$180,848	\$0	\$180,848	\$196,196	\$19,111	\$180,848	\$15,348	\$1,697	\$2,965	37%
2016	111	62	56%	\$176,418	\$0	\$176,418	\$185,224	\$20,373	\$176,418	\$8,806	\$1,672	\$2,845	34%
2017	106	60	57%	\$176,309	\$0	\$176,309	\$178,129	\$19,034	\$176,309	\$1,820	\$1,790	\$2,938	33%
Salem, Church of Our Saviour													
2013	29	21	72%	\$62,030		\$62,030	\$68,521	\$6,301	\$62,030	\$1,774	\$1,121	\$2,954	34%
2014	28	22	79%	\$60,414	\$0	\$60,414	\$586,640	\$5,706	\$60,414	\$1,732	\$1,133	\$2,746	41%
2015	25	22	88%	\$62,010		\$62,010	\$62,685	\$5,699	\$62,010	\$1,176	\$1,199	\$2,819	37%
2016	28	22	79%	\$70,123	\$0	\$70,123	\$70,423	\$6,687	\$70,123	\$300	\$1,652	\$3,187	43%
2017													
Sandusky, Grace Church													
2013	262	89	34%	\$483,318	\$0	\$483,318	\$817,412	\$56,834	\$483,318	\$63,855	\$1,659	\$5,431	58%
2014	273	97	36%	\$478,998	\$0	\$478,998	\$535,617	\$35,031	\$478,998	\$77,327	\$1,502	\$4,938	59%
2015	212	97	46%	\$457,505	\$0	\$457,505	\$1,297,841	\$57,995	\$457,505	\$72,777	\$1,472	\$4,717	34%
2016	185	95	51%	\$460,402	\$0	\$460,402	\$853,570	\$58,447	\$460,402	\$90,161	\$1,478	\$4,846	40%
2017	156	90	58%	\$481,655	\$0	\$481,655	\$1,643,958	\$58,371	\$481,655	\$95,057	\$1,218	\$5,352	48%
Shaker Heights, Christ Church													
2013	238	129	54%	\$462,779		\$462,779	\$592,988	\$59,587	\$462,779	\$8,458	\$2,268	\$3,587	25%
2014	246	127	52%	\$460,759	\$0	\$460,759	\$508,186	\$63,932	\$460,759	\$17,976	\$2,473	\$3,628	32%

Year	Comm in Good Stg	Avg Sunday Att ASA	ASA + Mbrs	Normal Operating Income (NOI)	Asst. From Diocese	Operating Revenue	Total Revenue	To Diocese	Total Operating Expenses	Outreach (Line 13+16+18)	Pledge & Plate + ASA	Oper Exp + ASA	From Inv. + Operating Exp
2015	216	122	56%	\$455,182	\$0	\$455,182	\$747,754	\$59,292	\$455,182	\$15,683	\$2,392	\$3,731	29%
2016	214	135	63%	\$501,536	\$0	\$501,536	\$684,141	\$66,462	\$501,536	\$13,065	\$2,238	\$3,715	25%
2017	214	125	58%	\$417,670	\$3,500	\$421,170	\$586,902	\$70,464	\$421,170	\$29,643	\$2,930	\$3,369	2%
Shelby, St. Mark's Church													
2013	97	25	26%	\$67,382	\$0	\$67,382	\$121,510	\$4,352	\$67,382	\$13,539	\$2,415	\$2,695	0%
2014	90	20	22%	\$42,706	\$0	\$42,706	\$111,077	\$4,342	\$42,706	\$74,945	\$2,544	\$2,135	12%
2015	31	21	68%	\$70,268	\$0	\$70,268	\$77,839	\$5,603	\$70,268	\$45,088	\$2,606	\$3,346	0%
2016	32	22	69%	\$70,826	\$2,500	\$73,326	\$96,509	\$5,807	\$73,326	\$32,529	\$2,269	\$3,333	21%
2017	32	22	69%	\$74,145	\$0	\$74,145	\$74,145	\$5,969	\$74,145	\$48,354	\$2,309	\$3,370	24%
Sidney, St. Mark's Church													
2013	47	27	57%	\$29,488	\$30,000	\$59,488	\$59,488	\$2,846	\$58,949	\$127	\$1,030	\$2,183	0%
2014	46	26	57%	\$12,566	\$25,000	\$37,566	\$37,566	\$1,159	\$37,566	\$55	\$1,054	\$1,445	0%
2015	40	18	45%	\$19,873	\$10,000	\$29,873	\$30,106	\$1,749	\$29,873	\$138	\$1,173	\$1,660	0%
2016	42	25	60%	\$29,576	\$0	\$29,576	\$29,920	\$3,083	\$29,576	\$98	\$727	\$1,183	38%
2017	33	13	39%	\$20,360	\$0	\$20,360	\$20,360	\$1,697	\$20,360	\$2,678	\$1,446	\$1,566	8%
Steubenville, St. Paul's Church													
2013	70	30	43%	\$78,953	\$0	\$78,953	\$78,953	\$7,579	\$78,953	\$0	\$931	\$2,632	31%
2014	60	27	45%	\$75,721	\$0	\$75,721	\$75,721	\$5,906	\$75,721	\$0	\$1,007	\$2,804	35%
2015	50	25	50%	\$79,115	\$0	\$79,115	\$79,115	\$9,350	\$79,115	\$0	\$1,175	\$3,165	34%
2016	50	25	50%	\$72,939	\$0	\$72,939	\$72,939	\$6,495	\$72,939	\$75	\$1,136	\$2,918	34%
2017	68	25	37%	\$79,012	\$0	\$79,012	\$79,012	\$7,693	\$79,012	\$0	\$1,375	\$3,160	23%
Steubenville, St. Stephen's Church													
2013	30	24	80%	\$58,766	\$0	\$58,766	\$58,766	\$4,883	\$58,766	\$4,213	\$1,439	\$2,449	33%
2014	30	22	73%	\$63,528	\$0	\$63,528	\$63,578	\$5,092	\$63,528	\$3,710	\$1,655	\$2,888	20%
2015													
2016	36	24	67%	\$44,705	\$0	\$44,705	\$45,946	\$6,444	\$44,705	\$0	\$1,562	\$1,863	47%
2017	27	26	96%	\$29,414	\$0	\$29,414	\$29,994	\$2,788	\$29,414	\$152	\$1,131	\$1,131	0%
Tiffin, Old Trinity Church													
2013	-	25	0%	\$46,840	\$0	\$46,840	\$46,840	\$4,825	\$46,840	\$312	\$1,813	\$1,874	76%
2014	70	32	46%	\$113,228	\$0	\$113,228	\$113,464	\$10,305	\$113,228	\$10,685	\$1,647	\$3,538	47%
2015	58	27	47%	\$125,588	\$15,000	\$140,588	\$140,611	\$14,141	\$140,588	\$1,317	\$1,853	\$5,207	43%
2016	60	35	58%	\$140,391	\$0	\$140,391	\$140,391	\$13,804	\$140,391	\$252	\$2,254	\$4,011	51%
2017	51	32	63%	\$162,585	\$0	\$162,585	\$514,075	\$15,977	\$162,585	\$29,581	\$1,524	\$5,081	68%
Toledo, All Saints Church													
2013	140	55	39%	\$81,614	\$0	\$81,614	\$84,299	\$6,989	\$81,614	\$677	\$1,486	\$1,484	0%
2014	112	46	41%	\$87,612	\$0	\$87,612	\$89,511	\$11,274	\$87,612	\$254	\$1,967	\$1,905	0%
2015	107	43	40%	\$81,949	\$0	\$81,949	\$123,256	\$11,018	\$81,949	\$1,166	\$1,893	\$1,906	0%
2016	53	34	64%	\$59,368	\$0	\$59,368	\$71,875	\$7,492	\$59,368	\$5,670	\$2,042	\$1,746	0%
2017													
Toledo, St. Andrew's Church													
2013	239	103	43%	\$199,284	\$0	\$199,284	\$208,730	\$21,392	\$199,284	\$10,290	\$1,232	\$1,935	0%
2014	214	103	48%	\$234,204	\$0	\$234,204	\$244,390	\$26,190	\$234,204	\$4,556	\$1,662	\$2,274	0%
2015	222	118	53%	\$194,460	\$0	\$194,460	\$200,676	\$12,957	\$194,460	\$5,257	\$1,202	\$1,648	1%
2016	188	104	55%	\$152,259	\$10,450	\$162,709	\$216,199	\$23,695	\$162,709	\$10,348	\$1,191	\$1,565	0%
2017	152	105	69%	\$188,609	\$350	\$188,959	\$190,625	\$21,461	\$188,959	\$6,005	\$1,375	\$1,800	11%
Toledo, St. Matthew's Church													
2013	234	121	52%	\$282,594	\$0	\$282,594	\$282,594	\$36,215	\$282,594	\$10,142	\$1,978	\$2,335	8%
2014	247	114	46%	\$299,787	\$0	\$299,787	\$321,791	\$31,640	\$299,787	\$10,082	\$2,439	\$2,630	7%
2015	200	115	58%	\$296,094	\$0	\$296,094	\$314,869	\$36,725	\$296,094	\$37,550	\$2,196	\$2,575	7%
2016	184	110	60%	\$285,275	\$0	\$285,275	\$290,817	\$31,966	\$285,275	\$11,084	\$2,292	\$2,593	8%
2017	-	109	0%	\$217,211	\$0	\$217,211	\$280,816	\$28,229	\$217,211	\$8,102	\$1,993	\$1,993	0%
Toledo, St. Michael's-in-the-Hills Church													
2013	508	171	34%	\$457,482	\$0	\$457,482	\$623,905	\$62,364	\$457,482	\$20,853	\$2,570	\$2,675	1%
2014	452	143	32%	\$429,424	\$0	\$429,424	\$555,008	\$57,855	\$429,424	\$15,016	\$2,803	\$3,003	4%
2015	277	130	47%	\$385,670	\$0	\$385,670	\$615,372	\$48,948	\$385,670	\$16,000	\$2,863	\$2,967	1%
2016	277	132	48%	\$401,119	\$0	\$401,119	\$550,698	\$53,011	\$401,119	\$11,459	\$2,797	\$3,039	1%
2017	275	100	36%	\$337,107	\$0	\$337,107	\$873,797	\$44,740	\$337,107	\$11,567	\$3,346	\$3,371	1%
Toledo, Trinity Church													
2013	179	97	54%	\$373,308	\$0	\$373,308	\$386,933	\$52,226	\$373,308	\$18,620	\$1,918	\$3,849	26%
2014	183	84	46%	\$329,187	\$0	\$329,187	\$662,973	\$47,000	\$329,187	\$13,559	\$2,155	\$3,919	24%
2015	75	75	100%	\$385,439	\$0	\$385,439	\$389,804	\$45,000	\$385,439	\$4,952	\$2,274	\$5,139	31%
2016	70	76	109%	\$460,145	\$0	\$460,145	\$469,197	\$65,000	\$460,145	\$14,137	\$2,220	\$6,055	56%
2017	123	93	76%	\$464,705	\$0	\$464,705	\$950,445	\$60,000	\$464,705	\$5,633	\$1,791	\$4,997	47%
Uniontown, New Life Episcopal Church													
2013	114	70	61%	\$136,304	\$0	\$136,304	\$164,259	\$14,130	\$136,304	\$12,332	\$1,351	\$1,947	30%
2014	110	67	61%	\$136,151	\$2,500	\$138,651	\$154,988	\$13,761	\$138,651	\$10,661	\$1,420	\$2,069	27%
2015	83	54	65%	\$142,173	\$0	\$142,173	\$150,908	\$14,433	\$142,173	\$9,841	\$1,661	\$2,633	37%
2016	79	36	46%	\$156,846	\$200	\$157,046	\$161,091	\$15,690	\$157,046	\$8,344	\$2,241	\$4,362	55%
2017	79	34	43%	\$172,570	\$0	\$172,570	\$174,434	\$18,442	\$172,570	\$3,445	\$2,361	\$5,076	53%
Wadsworth, St. Mark's Church													
2013	58	35	60%	\$49,684	\$0	\$49,684	\$65,441	\$5,057	\$49,684	\$9,260	\$1,348	\$1,420	0%
2014	59	33	56%	\$47,662	\$0	\$47,662	\$59,449	\$3,000	\$47,662	\$7,265	\$1,395	\$1,444	0%
2015	51	34	67%	\$65,206	\$6,639	\$71,845	\$75,386	\$6,132	\$71,845	\$6,227	\$1,476	\$2,113	17%
2016	48	26	54%	\$52,693	\$0	\$52,693	\$53,512	\$5,500	\$52,693	\$3,879	\$1,595	\$2,027	15%
2017	47	24	51%	\$50,325	\$0	\$50,325	\$53,992	\$4,100	\$50,325	\$3,794	\$1,976	\$2,097	2%
Warren, Christ Church													
2013	360	84	23%	\$272,850	\$0	\$272,850	\$312,233	\$30,000	\$272,850	\$19,538	\$1,593	\$3,248	39%
2014	233	92	39%	\$294,884	\$0	\$294,884	\$334,806	\$34,339	\$294,884	\$24,597	\$1,759	\$3,205	40%
2015	219	86	39%	\$301,384	\$0	\$301,384	\$326,944	\$36,440	\$301,384	\$20,574	\$1,800	\$3,504	41%
2016	206	72	35%	\$292,476	\$0	\$292,476	\$563,447	\$35,237	\$292,476	\$43,133	\$2,135	\$4,062	40%
2017	196	78	40%	\$274,082	\$0	\$274,082	\$359,838	\$32,405	\$274,082	\$22,979	\$1,808	\$3,514	40%

Year	Comm in Good Stg	Avg Sunday Att ASA	ASA + Mbrs	Normal Operating Income (NOI)	Asst. From Diocese	Operating Revenue	Total Revenue	To Diocese	Total Operating Expenses	Outreach (Line 13+16+18)	Pledge & Plate + ASA	Oper Exp + ASA	From Inv. + Operating Exp
Westlake, Church of the Advent													
2013	165	77	47%	\$236,010	\$0	\$236,010	\$255,733	\$23,504	\$236,010	\$14,710	\$2,104	\$3,065	0%
2014	167	77	46%	\$218,985	\$0	\$218,985	\$229,745	\$29,737	\$218,985	\$8,510	\$2,336	\$2,844	0%
2015	139	70	50%	\$224,401	\$0	\$224,401	\$239,001	\$23,276	\$224,401	\$8,364	\$2,966	\$3,206	0%
2016	141	66	47%	\$226,069	\$0	\$226,069	\$236,534	\$25,201	\$226,069	\$8,356	\$2,795	\$3,425	0%
2017	140	53	38%	\$121,007	\$0	\$121,007	\$121,007	\$12,775	\$121,007	\$9,759	\$1,997	\$2,283	0%
Willoughby, Grace Church													
2013	94	59	63%	\$135,690		\$135,690	\$277,662	\$15,059	\$135,690	\$4,477	\$1,302	\$2,300	49%
2014	104	53	51%	\$133,992	\$0	\$133,992	\$276,856	\$12,111	\$133,992	\$18,091	\$1,312	\$2,528	37%
2015	93	54	58%	\$201,956	\$0	\$201,956	\$357,840	\$18,972	\$201,956	\$19,642	\$1,267	\$3,740	59%
2016	102	63	62%	\$239,178	\$0	\$239,178	\$262,078	\$23,737	\$239,178	\$34,183	\$1,244	\$3,796	62%
2017	108	62	57%	\$227,647	\$0	\$227,647	\$235,506	\$24,434	\$227,647	\$20,368	\$1,437	\$3,672	58%
Wooster, St. James's Church													
2013	267	99	37%	\$241,633	\$0	\$241,633	\$295,085	\$27,978	\$241,633	\$12,001	\$2,295	\$2,441	0%
2014	255	90	35%	\$247,410	\$0	\$247,410	\$268,745	\$28,690	\$247,410	\$24,764	\$2,389	\$2,749	10%
2015	258	88	34%	\$237,056	\$0	\$237,056	\$526,112	\$27,462	\$237,056	\$26,707	\$2,679	\$2,694	0%
2016	116	89	77%	\$244,220	\$0	\$244,220	\$575,410	\$27,795	\$244,220	\$36,304	\$2,436	\$2,744	10%
2017	97	64	66%	\$223,069		\$223,069	\$594,818	\$26,317	\$223,069	\$17,908	\$3,155	\$3,485	3%
Youngstown, St. Augustine's Church													
2013	26	18	69%	\$27,780	\$0	\$27,780	\$27,780	\$3,198	\$27,780	\$100	\$1,227	\$1,543	0%
2014	43	18	42%	\$22,542	\$0	\$22,542	\$22,542	\$1,534	\$22,542	\$271	\$1,191	\$1,252	0%
2015	21		0%	\$29,953	\$0	\$29,953	\$29,953	\$1,944	\$29,953	\$150	\$0	\$0	0%
2016													
2017													
Youngstown, St. John's Church													
2013	185	82	44%	\$324,523	\$0	\$324,523	\$603,771	\$41,296	\$324,523	\$44,461	\$2,419	\$3,958	47%
2014	188	80	43%	\$391,277	\$0	\$391,277	\$488,364	\$48,552	\$391,277	\$60,171	\$3,215	\$4,891	41%
2015	210	91	43%	\$460,786	\$0	\$460,786	\$538,316	\$60,529	\$460,786	\$60,389	\$3,108	\$5,064	41%
2016	237	105	44%	\$447,201	\$0	\$447,201	\$651,551	\$58,685	\$447,201	\$78,809	\$2,463	\$4,259	43%
2017	275	100	36%	\$457,608	\$0	\$457,608	\$684,029	\$60,584	\$457,608	\$85,484	\$2,650	\$4,576	38%
Totals													
2013	16,054	6,545	41%	\$18,038,347	\$335,544	\$18,373,891	\$24,405,165	\$2,175,069	\$18,373,891	\$2,802,973	\$2,013	\$2,807	18%
2014	15,538	6,338	41%	\$18,394,376	\$141,057	\$18,535,433	\$24,546,128	\$2,210,949	\$18,535,433	\$2,999,957	\$2,114	\$2,924	19%
2015	12,959	5,828	45%	\$18,194,908	\$144,452	\$18,339,360	\$25,472,349	\$2,210,486	\$18,339,360	\$2,666,781	\$2,197	\$3,147	21%
2016	12,571	5,907	47%	\$18,603,563	\$99,518	\$18,703,081	\$27,652,362	\$2,264,012	\$18,703,081	\$2,880,545	\$2,269	\$3,166	19%
2017	11,671	5,359	46%	\$18,159,605	\$151,736	\$18,311,341	\$27,290,516	\$2,211,561	\$18,311,341	\$3,044,678	\$2,418	\$3,417	19%

2018 Diocesan Operating Fund Financial Statements

	Operating	Special Funds	Total	Increase (Decrease)
RECEIPTS				
SUPPORT FROM CONGREGATIONS				
Assessment Income (current year)	\$2,380,000.00	\$0.00	\$2,380,000.00	\$5,000.00
Assessment Income (prior year(s))	(\$83,000.00)	\$0.00	(\$83,000.00)	(\$48,000.00)
TOTAL SUPPORT FROM CONGREGATIONS	\$2,297,000.00	\$0.00	\$2,297,000.00	(\$43,000.00)
ENDOWMENT INCOME				
Endowment-Episcopate (Distrib.)	\$204,650.42	\$0.00	\$204,650.42	\$2,849.51
Endowment-Missions (Distrib)	\$60,316.86	\$0.00	\$60,316.86	\$266.13
Endowment-Custodial (Distrib.)	\$4,327.94	\$0.00	\$4,327.94	(\$117.74)
Endowment-Lay Pension	\$9,526.24	\$0.00	\$9,526.24	\$133.14
Endowment - Bishop's Office	\$58,333.72	\$0.00	\$58,333.72	\$1,225.75
Endowment Income - Legacy endowments	\$3,536.32	\$0.00	\$3,536.32	\$49.29
Endowment - ECSF - Administration (Actual)	\$51,842.79	\$0.00	\$51,842.79	\$721.93
TOTAL ENDOWMENT INCOME	\$392,534.29	\$0.00	\$392,534.29	\$5,128.01
TOTAL INVESTMENT INCOME - OTHER				
Distribution JIF-General Funds	\$148,735.14	\$0.00	\$148,735.14	\$3,470.04
Distribution JIF-Unrestricted Custodial Accts	\$43,759.97	\$0.00	\$43,759.97	\$17,478.03
TOTAL INVESTMENT INCOME	\$192,495.11	\$0.00	\$192,495.11	\$20,948.07
FEES RECEIVED FOR ADMINISTRATIVE SERVICES				
Darnell Adm. Fees	\$5,306.70	\$0.00	\$5,306.70	\$100.39
Brayton Administration Fees	\$15,328.21	\$0.00	\$15,328.21	\$261.11
Church Home Admin. Fee	\$41,872.65	\$0.00	\$41,872.65	\$713.28
Holy Cross House - Admin. Fee	\$8,015.30	\$0.00	\$8,015.30	(\$6,139.94)
Joint Investment Fund Admin. Fee	\$114,375.84	\$0.00	\$114,375.84	(\$2,609.42)
BLF Loans and Grants Administrative Fee	\$17,802.33	\$0.00	\$17,802.33	(\$2,607.66)
Cooper Administration Fees	\$864.13	\$0.00	\$864.13	\$14.72
Miller Funds Administrative Fee	\$34,209.00	\$0.00	\$34,209.00	\$646.61
Education Funds - Hornby Adm. Fees	\$6,777.03	\$0.00	\$6,777.03	\$333.55
TOTAL FEES RECEIVED FOR ADMINISTRATIVE SERVICES	\$244,551.19	\$0.00	\$244,551.19	(\$9,287.36)
FROM SPECIAL FUNDS				
From Special Funds-BLF Loans and Grants	\$0.00	\$150,000.00	\$150,000.00	\$25,000.00
From Special Funds - Library Fund	\$0.00	\$0.00	\$0.00	(\$2,000.00)
From Special Funds - Youth Scholarship Fund	\$0.00	\$1,500.00	\$1,500.00	\$0.00
From Legacy Endowments-Arthur B. Williams, Jr. Fund	\$0.00	\$21,000.00	\$21,000.00	\$0.00
From Special Funds - Bishop's Discretionary Fund	\$0.00	\$7,000.00	\$7,000.00	\$0.00
From Special Funds - Bishop's Appeal	\$0.00	\$74,000.00	\$74,000.00	\$0.00
From Special Funds-Custodial JIF	\$0.00	\$37,000.00	\$37,000.00	\$0.00
From Special Funds-Education Funds	\$0.00	\$154,210.00	\$154,210.00	\$0.00
TOTAL FROM SPECIAL FUNDS	\$0.00	\$444,710.00	\$444,710.00	\$23,000.00
TOTAL RECEIPTS	\$3,126,580.59	\$444,710.00	\$3,571,290.59	(\$3,211.28)
EXPENSES				
OFFICE OF MINISTRY				
CLERGY FORMATION				
Ordination Process	\$15,000.00	\$0.00	\$15,000.00	\$0.00
Post-Ordination Internships	\$0.00	\$40,000.00	\$40,000.00	\$0.00


	Operating	Special Funds	Total	Increase (Decrease)
Summer Seminarian Internships	\$0.00	\$4,000.00	\$4,000.00	\$0.00
Miller-Scholarships/Formation & Train	\$0.00	\$45,000.00	\$45,000.00	\$0.00
Post-Ordination Internships	\$0.00	\$21,500.00	\$21,500.00	\$0.00
Deacon Formation Program	\$0.00	\$12,500.00	\$12,500.00	\$0.00
TOTAL CLERGY FORMATION	\$15,000.00	\$123,000.00	\$138,000.00	\$0.00
CLERGY SUPPORT				
Clergy & Lay Professional Families Program	\$1,000.00	\$0.00	\$1,000.00	\$0.00
Honorarium -Chaplain for Spouse	\$500.00	\$0.00	\$500.00	\$0.00
D&ICF-Counseling/Clergy & Families	\$0.00	\$12,000.00	\$12,000.00	\$0.00
Fresh Start	\$0.00	\$1,500.00	\$1,500.00	\$0.00
TOTAL CLERGY SUPPORT	\$1,500.00	\$13,500.00	\$15,000.00	\$0.00
CLERGY DEVELOPMENT				
Transitional Deacon Education	\$500.00	\$0.00	\$500.00	\$0.00
Commission on Ministry	\$1,000.00	\$0.00	\$1,000.00	\$0.00
Miller-Clergy Days	\$0.00	\$600.00	\$600.00	\$0.00
Lay Professional Day	\$0.00	\$1,000.00	\$1,000.00	\$0.00
Educ. Fnds-Clergy Cont. Education Grants	\$0.00	\$15,000.00	\$15,000.00	\$0.00
Educ.Fnds-Lay Cont. Education Grants	\$0.00	\$4,000.00	\$4,000.00	\$0.00
Clergy Education Days	\$0.00	\$10,000.00	\$10,000.00	\$0.00
Clergy Conferences	\$0.00	\$20,000.00	\$20,000.00	\$0.00
Miller-Clergy Professional Ed. Prog.	\$0.00	\$1,000.00	\$1,000.00	\$0.00
TOTAL CLERGY DEVELOPMENT	\$1,500.00	\$51,600.00	\$53,100.00	\$0.00
CLERGY DEPLOYMENT				
Search Exp. Assistance/Parish	\$6,000.00	\$0.00	\$6,000.00	\$0.00
Interim Team Training	\$1,000.00	\$0.00	\$1,000.00	\$0.00
Background Checks	\$950.00	\$0.00	\$950.00	\$0.00
TOTAL CLERGY DEPLOYMENT	\$7,950.00	\$0.00	\$7,950.00	\$0.00
PLANNING & ADMINISTRATION				
Admin. Exp./Ordained Ministry	\$2,000.00	\$0.00	\$2,000.00	\$0.00
Admin. Exp./Deployment	\$1,300.00	\$0.00	\$1,300.00	\$0.00
TOTAL CLERGY ADMIN./PLANNINGS	\$3,300.00	\$0.00	\$3,300.00	\$0.00
TOTAL FOR OFFICE FOR MINISTRY	\$29,250.00	\$188,100.00	\$217,350.00	\$0.00
OFFICE FOR CONGREGATIONS AND CHRISTIAN FORMATION				
Administration	\$8,000.00	\$0.00	\$8,000.00	\$0.00
GRANTS FOR CONGREGATIONS				
Ministry Enhancement Grants (Existing Congregations)	\$35,000.00	\$0.00	\$35,000.00	\$0.00
Targeted Revitalization Congegations (Existing Cong.)	\$37,500.00	\$0.00	\$37,500.00	\$0.00
Congregation Development Programs and Training (Existing Con	\$10,000.00	\$0.00	\$10,000.00	\$0.00
Support for New Work	\$37,500.00	\$0.00	\$37,500.00	\$0.00
Strategic Mission Congregations Support (Existing Cong.)	\$0.00	\$15,000.00	\$15,000.00	\$0.00
Strategic Mission Congregations Support (Existing Cong.)	\$0.00	\$25,000.00	\$25,000.00	\$0.00
TOTAL GRANTS TO CONGREGATIONS	\$120,000.00	\$40,000.00	\$160,000.00	\$0.00
FORMATION GRANTS				

	Operating	Special Funds	Total	Increase (Decrease)
Diocesan Youth Programs	\$15,500.00	\$1,500.00	\$17,000.00	\$0.00
Young Adult Formation (18-30)	\$20,000.00	\$0.00	\$20,000.00	\$0.00
Adult Formation Events and Grants (31+)	\$3,000.00	\$0.00	\$3,000.00	\$0.00
TOTAL FORMATION GRANTS	\$38,500.00	\$1,500.00	\$40,000.00	\$0.00
OTHER EXPENSES				
Lay Preaching College	\$3,000.00	\$0.00	\$3,000.00	\$0.00
Winter Convocation	\$35,000.00	\$0.00	\$35,000.00	\$0.00
Education for Ministry	\$6,500.00	\$0.00	\$6,500.00	\$0.00
Resource Center-Materials/Supp	\$2,000.00	\$0.00	\$2,000.00	\$2,000.00
Leadership Development Events	\$7,500.00	\$0.00	\$7,500.00	\$0.00
Additonal Opportunities	\$25,000.00	\$0.00	\$25,000.00	\$0.00
Resource Center-Materials/Supp	\$0.00	\$0.00	\$0.00	(\$2,000.00)
TOTAL OTHER EXPENSES	\$79,000.00	\$0.00	\$79,000.00	\$0.00
TOTAL FOR OFFICE CACF	\$245,500.00	\$41,500.00	\$287,000.00	\$0.00
DIOCESAN, EPISCOPAL CHURCH AND ANGLICAN COMMUNION RESP.				
GENERAL CHURCH				
Assessment	\$398,950.00	\$0.00	\$398,950.00	(\$3,090.00)
Provincial Synod	\$5,670.53	\$0.00	\$5,670.53	\$0.00
Travel to Provincial Synod	\$2,000.00	\$0.00	\$2,000.00	\$0.00
TOTAL GENERAL CHURCH	\$406,620.53	\$0.00	\$406,620.53	(\$3,090.00)
DIOCESE OF OHIO				
Diocesan Convention	\$27,500.00	\$0.00	\$27,500.00	\$2,500.00
Diocesan Council	\$2,500.00	\$0.00	\$2,500.00	\$0.00
TOTAL DIOCESE OF OHIO	\$30,000.00	\$0.00	\$30,000.00	\$2,500.00
TOTAL D, EP, and AC RESP.	\$436,620.53	\$0.00	\$436,620.53	(\$590.00)
MISSION OFFICE				
Administrative Expense	\$1,500.00	\$0.00	\$1,500.00	\$0.00
Domestic Mission & Service Projects:				
Mission Area Council Mission & Service Projects	\$8,000.00	\$0.00	\$8,000.00	\$0.00
Domestic Mission & Service Projects	\$3,000.00	\$0.00	\$3,000.00	\$0.00
International Mission & Service Projects	\$16,000.00	\$0.00	\$16,000.00	\$0.00
Total Domestic and International Mission & Service Projects	\$27,000.00	\$0.00	\$27,000.00	\$0.00
Commission on Global and Domestic Mission (CGDM)	\$1,000.00	\$0.00	\$1,000.00	\$0.00
Social Concerns/Advocacy	\$1,000.00	\$0.00	\$1,000.00	\$0.00
SDG Expense	\$21,886.06	\$0.00	\$21,886.06	(\$183.48)
Episcopal Community Services	\$2,000.00	\$0.00	\$2,000.00	\$0.00
Additional Opportunities	\$5,000.00	\$0.00	\$5,000.00	\$0.00
Commission for Racial Understanding	\$4,000.00	\$0.00	\$4,000.00	\$4,000.00
Commission for Racial Understanding	\$0.00	\$6,000.00	\$6,000.00	\$0.00
Commission for Racial Understanding	\$0.00	\$0.00	\$0.00	(\$4,000.00)
Community of Deacons	\$0.00	\$1,500.00	\$1,500.00	\$0.00
TOTAL MISSION OFFICE	\$63,386.06	\$7,500.00	\$70,886.06	\$183.48
OFFICE OF THE BISHOP AND SUPPORT OFFICES				

	Operating	Special Funds	Total	Increase (Decrease)
OFFICE OF THE BISHOP				
Bishop's Office Admin. Exp.	\$4,400.00	\$0.00	\$4,400.00	\$0.00
Support for Mission Area Councils	\$24,000.00	\$0.00	\$24,000.00	\$0.00
New Ministry Initiatives	\$3,500.00	\$0.00	\$3,500.00	\$0.00
Reimbursement to Parishes-Time of Deans	\$16,000.00	\$0.00	\$16,000.00	\$0.00
Ohio Council of Churches	\$4,000.00	\$0.00	\$4,000.00	\$0.00
Community Building/Hospitality	\$0.00	\$5,000.00	\$5,000.00	\$0.00
Community Building/Hospitality	\$0.00	\$5,000.00	\$5,000.00	\$0.00
TOTAL OFFICE OF THE BISHOP	\$51,900.00	\$10,000.00	\$61,900.00	\$0.00
FINANCE OFFICE				
Treasurer's Office Admin. Exp.	\$3,600.00	\$0.00	\$3,600.00	\$0.00
Finance Office Business Exp.	\$500.00	\$0.00	\$500.00	\$0.00
Acctg. System Maintenance Cont	\$14,590.00	\$0.00	\$14,590.00	\$0.00
Archive Expense	\$3,600.00	\$0.00	\$3,600.00	\$0.00
Bank Fees	\$6,600.00	\$0.00	\$6,600.00	\$0.00
Payroll Service	\$2,400.00	\$0.00	\$2,400.00	\$0.00
Audit Fee	\$13,000.00	\$0.00	\$13,000.00	\$0.00
TOTAL FINANCE OFFICE	\$44,290.00	\$0.00	\$44,290.00	\$0.00
DEVELOPMENT OFFICE				
Administrative Expense	\$4,000.00	\$0.00	\$4,000.00	\$0.00
Promotion/Publications	\$3,000.00	\$0.00	\$3,000.00	\$0.00
Gift Tracking - Software Maintenance	\$13,188.00	\$0.00	\$13,188.00	\$0.00
Stewardship Education & Promotion	\$5,000.00	\$0.00	\$5,000.00	\$0.00
Gift Planning - Resources and Promotion	\$6,500.00	\$0.00	\$6,500.00	\$0.00
Expenses of Bishop's Appeal	\$0.00	\$30,000.00	\$30,000.00	\$0.00
TOTAL DEVELOPMENT OFFICE	\$31,688.00	\$30,000.00	\$61,688.00	\$0.00
COMMUNICATIONS OFFICE				
Communication Admin. Exp.	\$2,500.00	\$0.00	\$2,500.00	\$0.00
Church Life/Professional Services (writing)	\$3,000.00	\$0.00	\$3,000.00	\$0.00
Church Life/Professional Services (photos/videos)	\$5,000.00	\$0.00	\$5,000.00	\$0.00
Church Life/Production-printin	\$40,000.00	\$0.00	\$40,000.00	\$0.00
Website Maintenance and Hosting	\$4,000.00	\$0.00	\$4,000.00	\$4,000.00
Church Life/Postage	\$15,000.00	\$0.00	\$15,000.00	\$0.00
Directory & Canons	\$0.00	\$0.00	\$0.00	(\$2,000.00)
Diocesan Journal/Prnting & Dis	\$1,500.00	\$0.00	\$1,500.00	\$0.00
Advertising Campaign	\$31,500.00	\$0.00	\$31,500.00	\$0.00
Communications Department Equipment	\$1,500.00	\$0.00	\$1,500.00	\$0.00
Ongoing Learning & Training	\$4,000.00	\$0.00	\$4,000.00	\$0.00
Video Conferencing	\$5,000.00	\$0.00	\$5,000.00	\$0.00
Website maintenance - No Exceptions.org	\$10,000.00	\$0.00	\$10,000.00	\$0.00
Website marketing - No Exceptions.org	\$10,000.00	\$0.00	\$10,000.00	\$0.00
Diocesan Mailings	\$2,000.00	\$0.00	\$2,000.00	(\$2,000.00)
TOTAL COMMUNICATIONS OFFICE	\$135,000.00	\$0.00	\$135,000.00	\$0.00
PERSONNEL				
SALARIES AND BENEFITS				
Salaries	\$1,261,600.00	\$0.00	\$1,261,600.00	(\$27,046.80)
Less: Reimbursement from Church of the Ascension, Lakewood	\$0.00	\$0.00	\$0.00	\$53,958.00
FICA/Medicare Taxes	\$57,125.00	\$0.00	\$57,125.00	\$4,339.00

	Operating	Special Funds	Total	Increase (Decrease)
Clergy Pension	\$81,585.00	\$0.00	\$81,585.00	(\$10,415.00)
Lay Pension and Long-Term Disability	\$76,736.00	\$0.00	\$76,736.00	\$11,536.00
Employees' Health Insurance	\$280,800.00	\$0.00	\$280,800.00	(\$29,800.00)
Employees' Dental Insurance	\$20,600.00	\$0.00	\$20,600.00	(\$3,400.00)
Group Life Insurance	\$1,920.00	\$0.00	\$1,920.00	\$6.00
Worker's Compensation	\$900.00	\$0.00	\$900.00	(\$565.00)
Flexible Spending Plan	\$1,200.00	\$0.00	\$1,200.00	\$0.00
Professional Education - Diocesan Staff	\$0.00	\$6,000.00	\$6,000.00	\$0.00
Staff Training - Program Staff	\$0.00	\$4,000.00	\$4,000.00	\$0.00
Staff Training - Support Staff	\$0.00	\$5,610.00	\$5,610.00	\$0.00
TOTAL SALARIES AND BENEFITS	\$1,782,466.00	\$15,610.00	\$1,798,076.00	(\$1,387.80)
BENEFIT EXPENSE - RETIREES				
Retirees' Health Insurance Supplement	\$8,000.00	\$0.00	\$8,000.00	\$0.00
Retirees' Group Term Life Insurance	\$300.00	\$0.00	\$300.00	\$0.00
TOTAL BENEFIT EXPENSE - RETIREES	\$8,300.00	\$0.00	\$8,300.00	\$0.00
TOTAL PERSONNEL	\$1,790,766.00	\$15,610.00	\$1,806,376.00	(\$1,387.80)
TRAVEL EXPENSES				
STAFF TRAVEL REIMBURSEMENTS	\$68,500.00	\$0.00	\$68,500.00	\$0.00
MILEAGE REIMBURSEMENTS	\$6,000.00	\$0.00	\$6,000.00	(\$250.00)
TOTAL TRAVEL EXPENSES	\$74,500.00	\$0.00	\$74,500.00	(\$250.00)
OFFICE EXPENSES				
Trinity Commons - T1 Internet Connection	\$7,000.00	\$0.00	\$7,000.00	\$1,000.00
Telephone-Local	\$2,500.00	\$0.00	\$2,500.00	(\$2,000.00)
Telephone-Advertising Exp.	\$480.00	\$0.00	\$480.00	\$0.00
Insurance-Liability, D&O, Bonding	\$14,200.00	\$0.00	\$14,200.00	\$500.00
Building Operating Expenses	\$11,000.00	\$0.00	\$11,000.00	(\$29,000.00)
Real Estate Taxes	\$12,500.00	\$0.00	\$12,500.00	\$0.00
Quadstar - Technology Consultant	\$0.00	\$0.00	\$0.00	(\$11,000.00)
Building Operating Expenses	\$0.00	\$150,000.00	\$150,000.00	\$25,000.00
Hospitality	\$0.00	\$2,000.00	\$2,000.00	\$0.00
TOTAL OFFICE EXPENSES	\$47,680.00	\$152,000.00	\$199,680.00	(\$15,500.00)
EQUIPMENT & SUPPLIES				
Postage Equip. (Lease & Maintenance)	\$2,400.00	\$0.00	\$2,400.00	\$0.00
Postage-Usage	\$9,000.00	\$0.00	\$9,000.00	\$600.00
Postage-Charged Back to Offices/Com.	(\$10,000.00)	\$0.00	(\$10,000.00)	\$0.00
Copiers-Lease Expense	\$12,000.00	\$0.00	\$12,000.00	\$0.00
Copiers-Maintenance Charges	\$5,500.00	\$0.00	\$5,500.00	(\$1,500.00)
Copies - Unreimbursed	\$0.00	\$0.00	\$0.00	(\$300.00)
Copier-Paper	\$1,200.00	\$0.00	\$1,200.00	\$0.00
Copier-Charged Back to Offices/Com.	(\$20,400.00)	\$0.00	(\$20,400.00)	\$0.00
Computer Software	\$6,000.00	\$0.00	\$6,000.00	\$0.00
Computer Equipment Repair/Modification	\$2,400.00	\$0.00	\$2,400.00	\$0.00
Office Supplies	\$4,500.00	\$0.00	\$4,500.00	\$900.00
Stationery/Printing	\$2,400.00	\$0.00	\$2,400.00	\$0.00
EQUIPMENT & SUPPLIES	\$15,000.00	\$0.00	\$15,000.00	(\$300.00)
TOTAL OFFICE OF THE BISHOP AND SUPPORT OFFICES	\$2,190,824.00	\$207,610.00	\$2,398,434.00	(\$17,437.80)

	Operating	Special Funds	Total	Increase (Decrease)
TOTAL EXPENSES	\$2,965,580.59	\$444,710.00	\$3,410,290.59	(\$18,211.28)
FUND TRANSFERS				
INTER FUND TRANSFERS				
INTER FUND TRANSFERS TO OTHER FUNDS				
Transfer to Wakeman - Operating Support	\$125,000.00	\$0.00	\$125,000.00	\$5,000.00
TOTAL INTER FUND TRANSFERS TO OTHER FUNDS	\$125,000.00	\$0.00	\$125,000.00	\$5,000.00
TOTAL INTER FUND TRANSFERS	\$125,000.00	\$0.00	\$125,000.00	\$5,000.00
INTRA FUND TRANSFERS				
INTRA FUND TRANSFERS FROM UNDESIGNATED				
To Reserve General Convention	\$18,000.00	\$0.00	\$18,000.00	\$10,000.00
To Reserve Future Epis. Trans.	\$8,000.00	\$0.00	\$8,000.00	\$0.00
To Reserve - Trinity Commons Capital	\$5,000.00	\$0.00	\$5,000.00	\$0.00
To Reserve - Episcopal Youth Event	\$5,000.00	\$0.00	\$5,000.00	\$0.00
TOTAL INTRA FUND TRANSFERS FROM UNDESIGNATED	\$36,000.00	\$0.00	\$36,000.00	\$10,000.00
TOTAL INTRA FUND TRANSFERS	\$36,000.00	\$0.00	\$36,000.00	\$10,000.00
TOTAL FUND TRANSFERS	\$161,000.00	\$0.00	\$161,000.00	\$15,000.00
NET SURPLUS/(DEFICIT)	\$0.00	\$0.00	\$0.00	\$0.00



Appendix VI

2017 Audited Reports

THE DIOCESE OF OHIO
AUDITED FINANCIAL STATEMENTS
YEARS ENDED DECEMBER 31, 2018 AND 2017

THE DIOCESE OF OHIO

Table of Contents

Independent Auditors' Report.....	1
<u>Financial Statements</u>	
Statements of Financial Position	2
Statements of Activities and Changes in Net Assets.....	3 - 4
Statements of Functional Expenses	5
Statements of Cash Flows.....	6
Notes to Financial Statements.....	7 - 29



BUILDING AND MAINTAINING
YOUR NET WORTH

INDEPENDENT AUDITORS' REPORT

The Diocesan Council
The Diocese of Ohio
Cleveland, Ohio

We have audited the accompanying financial statements of The Diocese of Ohio (an unincorporated association), which comprise the statement of financial position as of December 31, 2018, and the related statements of activities and changes in net assets, functional expenses, and cash flows for the year then ended, and the related notes to the financial statements.

Management's Responsibility for the Financial Statements

Management is responsible for the preparation and fair presentation of these financial statements in accordance with accounting principles generally accepted in the United States of America; this includes the design, implementation, and maintenance of internal control relevant to the preparation and fair presentation of financial statements that are free from material misstatement, whether due to fraud or error.

Auditors' Responsibility

Our responsibility is to express an opinion on these financial statements based on our audit. We conducted our audit in accordance with auditing standards generally accepted in the United States of America. Those standards require that we plan and perform the audit to obtain reasonable assurance about whether the financial statements are free from material misstatement.

An audit involves performing procedures to obtain audit evidence about the amounts and disclosures in the financial statements. The procedures selected depend on the auditors' judgment, including the assessment of the risks of material misstatement of the financial statements, whether due to fraud or error. In making those risk assessments, the auditor considers internal control relevant to the entity's preparation and fair presentation of the financial statements in order to design audit procedures that are appropriate in the circumstances, but not for the purpose of expressing an opinion on the effectiveness of the entity's internal control. Accordingly, we express no such opinion. An audit also includes evaluating the appropriateness of accounting policies used and the reasonableness of significant accounting estimates made by management, as well as evaluating the overall presentation of the financial statements.

We believe that the audit evidence we have obtained is sufficient and appropriate to provide a basis for our audit opinion.

Opinion

In our opinion, the financial statements referred to above present fairly, in all material respects, the financial position of The Diocese of Ohio as of December 31, 2018, and the changes in its net assets and its cash flows for the years then ended in accordance with accounting principles generally accepted in the United States of America.

Report on Summarized Comparative Information

We have previously audited The Diocese of Ohio's 2017 financial statements, and we expressed an unmodified audit opinion on those audited financial statements in our report dated September 18, 2018. In our opinion, the summarized comparative information presented herein as of and for the year ended December 31, 2017, is consistent, in all material respects, with the audited financial statements from which it has been derived.

Barnes Wendling CPAs

Sheffield Village, Ohio
September 19, 2019

THE DIOCESE OF OHIO
STATEMENTS OF FINANCIAL POSITION
December 31, 2018 and 2017

	<u>2018</u>	<u>2017</u>
ASSETS		
Cash and cash equivalents	\$ 2,934,232	1,279,606
Promises to give, net (Note 6)	2,136,050	4,178,163
Receivables		
Assessments	218,663	265,728
Interest and other	146,942	326,963
Loans and notes, net (Note 8)	<u>590,726</u>	<u>686,072</u>
Total receivables	956,331	1,278,763
Prepaid expenses and other assets	102,978	75,445
Marketable securities - JIF (Note 4)	30,753,951	36,368,993
Marketable securities - mutual funds (Note 4)	1,402,132	7,165,394
Property and Equipment, net (Note 9)	22,171,274	9,429,436
Beneficial interests in perpetual trusts (Note 5)	<u>2,465,699</u>	<u>2,833,551</u>
Total assets	<u>\$ 62,922,647</u>	<u>\$ 62,609,351</u>
LIABILITIES		
Accounts payable	\$ 411,336	\$ 590,623
Accrued expenses and other liabilities	7,635	8,028
Mortgage payable (Note 11)	135,187	140,980
Notes payable (Note 12)	4,000,000	-
Grants payable (Note 10)	121,768	153,650
Promises to give payable (Note 7)	1,883,823	3,373,093
Other liabilities	<u>36,836</u>	<u>42,933</u>
Total liabilities	6,596,585	4,309,307
NET ASSETS		
Without donor restrictions		
Undesignated	(6,601,503)	(180,793)
Designated (Note 15)	11,998,838	13,494,744
Invested in property and equipment	<u>17,918,973</u>	<u>9,372,807</u>
Total net assets without donor restrictions	23,316,308	22,686,758
With donor restrictions (Note 14)		
Endowments	19,109,162	21,624,132
Purpose restrictions	<u>13,900,592</u>	<u>13,989,154</u>
Total net assets with donor restrictions	<u>33,009,754</u>	<u>35,613,286</u>
Total net assets	<u>56,326,062</u>	<u>58,300,044</u>
Total liabilities and net assets	<u>\$ 62,922,647</u>	<u>\$ 62,609,351</u>

THE DIOCESE OF OHIO
STATEMENT OF ACTIVITIES AND CHANGES IN NET ASSETS
Year Ended December 31, 2018

	Without Donor Restrictions	With Donor Restrictions	Total
REVENUE, SUPPORT, and GAINS			
Program services fees	\$ 2,313,153	\$ -	\$ 2,313,153
Net investment return	(571,168)	(1,665,443)	(2,236,611)
Other revenue	332,738	5,094	337,832
Contributions	1,493,542	1,703,000	3,196,542
Change in beneficial interest in perpetual trusts	-	(367,852)	(367,852)
Net assets released from restrictions (Note 14)	<u>2,373,339</u>	<u>(2,373,339)</u>	<u>-</u>
Total revenue, support, and gains	5,941,604	(2,698,540)	3,243,064
EXPENSES			
Program services expense			
Ministry	2,780,126	-	2,780,126
Bellwether Farm	<u>428,048</u>	<u>-</u>	<u>428,048</u>
Total program expenses	3,208,174	-	3,208,174
Supporting services expenses			
Management and general	1,786,030	-	1,786,030
Fundraising and development	<u>222,842</u>	<u>-</u>	<u>222,842</u>
Total supporting services expenses	2,008,872	-	2,008,872
Total expenses	<u>5,217,046</u>	<u>-</u>	<u>5,217,046</u>
CHANGES IN NET ASSETS	724,558	(2,698,540)	(1,973,982)
NET ASSETS AT BEGINNING OF YEAR	<u>22,686,758</u>	<u>35,613,286</u>	<u>58,300,044</u>
NET ASSETS BEFORE OTHER ADJUSTMENTS	23,411,316	32,914,746	56,326,062
TRANSFERS AMONG FUNDS	<u>(95,008)</u>	<u>95,008</u>	<u>-</u>
NET ASSETS AT END OF YEAR	<u>\$ 23,316,308</u>	<u>\$ 33,009,754</u>	<u>\$ 56,326,062</u>

THE DIOCESE OF OHIO
STATEMENT OF ACTIVITIES AND CHANGES IN NET ASSETS
Year Ended December 31, 2017

	Without Donor Restrictions	With Donor Restrictions	Total
REVENUE, SUPPORT, and GAINS			
Program services fees	\$ 2,257,499	\$ -	\$ 2,257,499
Net investment return	2,526,502	3,017,957	5,544,459
Other revenue	242,368	206,102	448,470
Contributions	227,304	970,097	1,197,401
Change in beneficial interest in perpetual trusts	-	244,778	244,778
Net assets released from restrictions (Note 14)	<u>1,200,462</u>	<u>(1,200,462)</u>	<u>-</u>
Total revenue, support, and gains	6,454,135	3,238,472	9,692,607
EXPENSES and LOSSES			
Program service expenses			
Ministry	3,604,300	-	3,604,300
Bellwether Farm	<u>127,403</u>	<u>-</u>	<u>127,403</u>
Total program expenses	3,731,703	-	3,731,703
Supporting services expenses			
Management and general	1,100,394	-	1,100,394
Fundraising and development	<u>199,204</u>	<u>-</u>	<u>199,204</u>
Total supporting services expenses	1,299,598	-	1,299,598
Total expenses	<u>5,031,301</u>	<u>-</u>	<u>5,031,301</u>
CHANGES IN NET ASSETS	1,422,834	3,238,472	4,661,306
NET ASSETS AT BEGINNING OF YEAR	<u>18,732,614</u>	<u>34,906,124</u>	<u>53,638,738</u>
NET ASSETS BEFORE OTHER ADJUSTMENTS	20,155,448	38,144,596	58,300,044
TRANSFERS AMONG FUNDS	<u>2,531,310</u>	<u>(2,531,310)</u>	<u>-</u>
NET ASSETS AT END OF YEAR	<u>\$ 22,686,758</u>	<u>\$ 35,613,286</u>	<u>\$ 58,300,044</u>

THE DIOCESE OF OHIO
STATEMENT OF FUNCTIONAL EXPENSES

	Year Ended December 31, 2018					
	Program Services					2017 Totals
	Dioce-	Bellwether	Total	Management	Fundraising and	
		Farm		and General	Development	Total
Salaries and related costs	\$ 911,381	\$ 229,022	\$ 1,140,403	\$ 994,981	\$ 140,076	\$ 2,275,460
Travel	43,207	-	43,207	33,202	2,379	78,788
Capital and other grants	856,637	-	856,637	78,608	-	935,245
Occupancy	34,620	50,054	84,674	139,348	-	224,022
Professional fees and related expenses	23,671	5,199	28,870	39,044	-	67,914
Depreciation and amortization	5,793	10,971	16,764	146,962	-	163,726
Office	26,788	3,400	30,188	242,536	17,668	290,392
Supplies and equipment	142	91,908	92,050	3,576	401	96,027
Assessments	428,057	-	428,057	-	-	428,057
Meetings, trainings, and convention	190,360	11,497	201,857	10,375	1,315	213,547
Communication	-	-	-	46,304	60,876	107,180
Clergy	226,845	-	226,845	4,865	-	231,710
Insurance	3,832	23,785	27,617	22,832	-	50,449
Other expenses	28,793	2,212	31,005	23,397	127	54,529
Total expenses	\$ 2,780,126	\$ 428,048	\$ 3,208,174	\$ 1,786,030	\$ 222,842	\$ 5,217,046
						\$ 5,031,301

See Notes to Financial Statements

THE DIOCESE OF OHIO
STATEMENTS OF CASH FLOWS

Years Ended December 31, 2018 and 2017

	<u>2018</u>	<u>2017</u>
CASH FLOWS FROM OPERATING ACTIVITIES		
Changes in net assets	\$ (1,973,982)	\$ 4,661,306
Adjustments to reconcile change in net assets to net cash and cash equivalents provided by operating activities:		
Depreciation and amortization	163,726	163,867
Increase (decrease) in allowance for bad debts and present value of promises to give discount	278,144	(350,281)
Increase (decrease) in allowance for loan losses	(955)	(438)
Loss on disposition of land, buildings, and equipment	-	2,310
Net realized and unrealized (gains) losses on investments	4,122,768	(3,686,713)
Depreciation (appreciation) of funds held in trust	367,852	(244,778)
Proceeds from contributed stock restricted for investment in camp and retreat ministry	(36,089)	(666,870)
Contributions restricted for long-term investment	(55,000)	(321,507)
Contributions restricted for camp and retreat ministry	(143,627)	(136,677)
Change in operating assets and liabilities:		
Promises to give	1,763,969	2,841,850
Assessments receivable	47,065	(8,321)
Interest and other receivables	180,021	105,253
Prepaid expenses and other assets	(27,533)	(27,554)
Accounts payable	(179,287)	290,566
Accrued expenses and other liabilities	(393)	(21,103)
Grants payable	(31,882)	(32,813)
Promises to give payable	(1,489,270)	(433,494)
Other liabilities and deferred revenue	(6,097)	(30,483)
Total adjustments	<u>4,953,412</u>	<u>(2,557,186)</u>
Net cash and cash equivalents provided by operating activities	2,979,430	2,104,120
CASH FLOWS FROM INVESTING ACTIVITIES		
Sales of investments	13,154,324	6,171,188
Purchases of investments	(5,898,788)	(4,397,950)
Purchases of property and equipment	(12,905,564)	(4,044,555)
Advances on loans and notes receivables	(62,266)	(214,966)
Repayments from loans and notes receivable	<u>158,567</u>	<u>192,444</u>
Net cash and cash equivalents used in investing activities	(5,553,727)	(2,293,839)
CASH FLOWS FROM FINANCING ACTIVITIES		
Proceeds from borrowings under notes payable	4,000,000	-
Repayments under mortgage payable	(5,793)	(5,517)
Proceeds from contributed stock restricted for investment in camp and retreat ministry	36,089	666,870
Contributions restricted for long-term investment	55,000	136,677
Contributions restricted for camp and retreat ministry	<u>143,627</u>	<u>321,507</u>
Net cash and cash equivalents provided by financing activities	<u>4,228,923</u>	<u>1,119,537</u>
NET INCREASE IN CASH AND CASH EQUIVALENTS	1,654,626	929,818
CASH AND CASH EQUIVALENTS AT BEGINNING OF YEAR	<u>1,279,606</u>	<u>349,788</u>
CASH AND CASH EQUIVALENTS AT END OF YEAR	<u>\$ 2,934,232</u>	<u>\$ 1,279,606</u>
Supplemental disclosure of cash flow information -		
Cash paid during the year for interest	<u>\$ 10,877</u>	<u>\$ 7,289</u>

THE DIOCESE OF OHIO

Notes to Financial Statements Years Ended December 31, 2018 and 2017

NOTE 1 - ORGANIZATION AND PURPOSE

The Diocese of Ohio (Diocese) qualifies under Internal Revenue Code Section 501(c)(3) as exempt from federal income taxes under Section 501(a). The Diocese is a not-for-profit organization that provides administrative support and spiritual leadership for the existing parishes and parish organizations subject to the jurisdiction of the Diocese or affiliated with the Protestant Episcopal Church. The Diocese's primary sources of revenue are assessments, contributions, and offerings from parishes and parish organizations.

The financial statements of the Diocese do not include the assets of existing parishes or parish organizations. Existing parishes include active and imperiled parishes, with the exception of certain imperiled parishes which are planned to be or have been restarted, as further described below. Any parish which has been declared extinct by Diocesan Convention ceases to exist, and all assets are transferred to the Diocese or the Trustees of the Diocese of Ohio, a related party (Trustees).

Under the provisions of The Episcopal Church (Church) and Diocesan canons, parishes hold legal title to all property, both real and personal, in trust for the Diocese and the Church. Parishes exercise control of their assets within the provisions of the trust. A parish may not, however, alienate or encumber its real property without the consent of the Standing Committee of the Diocese and the Bishop. All property of the parish is included in its books and records.

As of and for the years ending December 31, 2018 and 2017, these financial statements include certain personal property and financial activity for St. John's Church in Cleveland and St. Barnabas Church in Bay Village. St. John's Church is imperiled at December 31, 2018 and 2017.

Title to the real estate and other personal property of closed parishes is held in trust by the Trustees of the Diocese of Ohio, a related party, pending disposition of the assets and are not included in these financial statements.

In order to assume observance of limitations and restrictions placed on the use of resources available to the Diocese, the accounts of the Diocese are accounted for and reported by funds. Within these financial statements, the net assets within each fund are presented as either net assets without donor restrictions or net assets with donor restrictions. Donor restricted net assets may only be utilized for the donor's intended purpose and/or in accordance with the donor's time restrictions. The Diocese retains full control over net assets with donor restrictions for use in achieving any of its organizational purposes. Board designated net assets and reserves represent the portion of net assets without donor restrictions the Diocese has specified for certain purposes.

THE DIOCESE OF OHIO

Notes to Financial Statements Years Ended December 31, 2018 and 2017

NOTE 2 - SUMMARY OF SIGNIFICANT ACCOUNTING POLICIES

Basis of Presentation

The Diocese's financial statement presentation follows the recommendations of the Financial Accounting Standards Board in its accounting standards for Not-for-Profit Entities. Under these standards, the Diocese is required to report information regarding its financial position and activities according to two classes of net assets: net assets without donor restrictions and with donor restrictions net assets.

Net Assets without Donor Restrictions

This category includes net assets not subject to donor-imposed stipulations. Earnings and unrealized and realized gains and losses on donor restricted net assets are classified as without donor restrictions unless restricted by the donor or by applicable law. This category includes net assets designated for a specific purpose by the Diocesan Council or another governing authority. The governing authority may choose to adjust and/or rescind the designation at a future date.

Net Assets with Donor Restrictions

This category includes net assets where use by the Diocese is limited by donor-imposed restrictions that either expire by the passage of time or can be fulfilled and removed by actions of the Diocese pursuant to the stipulations. In addition, this category includes net assets restricted by donor stipulations neither expiring with the passage of time nor being fulfilled or otherwise be removed by actions of the Diocese.

Changes in Accounting Principles

In 2016, FASB issued Accounting Standards Update (ASU) 2016-14, Not-for-Profit Entities (Topic 958) - *Presentation of Financial Statements of Not-for-Profit Entities*. The update addresses the complexity and understandability of net asset classification, deficiencies in information about liquidity and availability of resources, and the lack of consistency in type of information provided about expenses and investment return. The Diocese has implemented ASU 2016-14 on a retrospective basis except for the disclosures related to liquidity and availability of resources. The retrospective application has the effect of presenting net assets previously reported as unrestricted net assets as net assets without donor restriction and temporarily restricted and permanently restricted net assets as net assets with donor restriction.

Prior Year Summarized Information

The financial statements include certain prior-year summarized comparative information in total on the statement of functional expenses but not by functional classification. Such information does not include sufficient detail to constitute a complete presentation in conformity with accounting principles generally accepted in the United States of America. Accordingly, such information should be read in conjunction with the Diocese's financial statements for the year ended December 31, 2017, from which the summarized information was derived.

THE DIOCESE OF OHIO

Notes to Financial Statements Years Ended December 31, 2018 and 2017

NOTE 2 - SUMMARY OF SIGNIFICANT ACCOUNTING POLICIES (CONTINUED)

Contributions

Contributions of cash and other assets, including unconditional promises to give in the future, are reported as revenue when the promise to give is received, and measured at fair value. Contributions without donor-imposed restrictions and contributions with donor-imposed time or purpose restrictions that are met in the same period as the gift are both reported as support without donor restrictions. Donor promises to give in the future (a period exceeding one year from the date of the statement of financial position) are recorded at the present value of estimated future cash flows. Other restricted gifts are reported as restricted support and net assets with donor restrictions.

Cash Equivalents

The Diocese considers all highly liquid investments available for current use with an original maturity of three months or less to be cash equivalents. The Diocese maintains cash and cash equivalents at various financial institutions which may exceed federally insured amounts from time to time.

Marketable Securities

The Diocese records marketable securities at their fair value based on quoted market prices as further described in Note 17. Changes in net unrealized gains and losses from investments represent changes in the different market values and costs, and are included in the statements of activities and changes in net assets. Due to the level of risk associated with certain investments, it is at least reasonably possible that changes in the values of the investments will occur in the near term and that such change could materially affect the amounts reported in the financial statements.

Assessments Receivable

Assessments receivable represent non-interest bearing assessments due from parishes as required under the Diocesan canons. The assessments are based on the Normal Operating Expense of each parish as defined in the annual Parochial Report completed by each parish and are due on a monthly basis. At the discretion of the Bishop, the time for payment may be extended by signing a note. No provision for uncollectible assessments has been made, since it is the opinion of management, in accordance with Diocesan canons, the assessments receivable are collectible in full.

Loans and Notes Receivable

With approval of the Diocesan Council, the Diocese makes unsecured loans from special purpose funds to the parishes as a means of financing construction of new buildings and improvements to existing buildings. Loans and notes receivable are stated at unpaid principal balances. All outstanding loans to parishes bear interest at rates between 4% and 5%. The Diocesan Council, at their discretion, will determine if a loan will be placed on nonaccrual status. While the realization term of these loans may be extended, the Diocese monitors these loans closely and determines loans are past due when payments are no longer being made and no extensions have been granted. There are no loans that are on nonaccrual status.

THE DIOCESE OF OHIO

Notes to Financial Statements Years Ended December 31, 2018 and 2017

NOTE 2 - SUMMARY OF SIGNIFICANT ACCOUNTING POLICIES (CONTINUED)

Property and Equipment

Land, buildings, equipment, and vehicles are recorded at cost. Buildings, equipment, and vehicles are depreciated using the straight-line method over the estimated useful lives of the assets: buildings, 45 years; building furnishings and equipment, 10 years; office and computer equipment, 3-10 years; vehicles and other, 5-10 years; and the Trinity Commons project, 5-40 years. The Diocese's policy is to capitalize assets greater than \$2,500 in value. Maintenance and repairs are charged to expense when incurred.

Functional Allocation of Expenses

The activities of the Diocese are broken into two major program areas (ministry and Bellwether Farm) and support services. Expenses identified with a specific program or supporting function are recorded directly according to their natural expense classification. Certain expenses relate to more than one function are allocated based on an analysis by the Diocese of employee time spent within each functional area. Although the methods of allocation used are considered appropriate, other methods could be used that would produce a different result.

Estimates

The preparation of financial statements in conformity with accounting principles generally accepted in the United States of America requires management to make estimates and assumptions that affect certain amounts and disclosures. Accordingly, actual results could differ from those estimates.

Reclassifications

Certain amounts in the 2017 financial statements have been reclassified to conform to the 2018 financial statement presentation. These reclassifications had no effect on total assets, total liabilities, total net assets, or changes in net assets.

Subsequent Events

Subsequent events were evaluated through September 19, 2019, which is the date the financial statements were available to be issued.

THE DIOCESE OF OHIO

Notes to Financial Statements Years Ended December 31, 2018 and 2017

NOTE 3 - LIQUIDITY AND AVAILABILITY

Financial assets available for general expenditures within one year of the balance sheet date, consist of the following:

Cash and cash equivalents	\$ 798,513
Promises to give, net	16,147
Assessments receivable	218,663
Interest and other receivables	146,942
Loans and notes receivable	173,526
Marketable securities - JIF	<u>1,524,860</u>
Financial assets available to meet the cash needs for general expenditures within one year	<u>\$ 2,878,651</u>

The Diocese has both donor-restricted endowments and funds designated by boards as endowments. Income from these endowments may be restricted or designated for specific purposes, or available for general use. Donor-restricted endowment funds are not available for general expenditure. The boards could re-designate the purposes of Board-designated endowment funds to make additional funds available for general expenditure. Income is generally used in accordance with the purpose established by the donor(s) and/or the designations by the respective board. However, financial assets may be redesignated if needed for other purposes. Financial assets that are restricted by the donors for long-term purposes or not due to be received within one year of the balance sheet date are excluded from the above calculation.

All of the Diocese endowment funds are subject to a spending rate determined annually by The Trustees of the Diocese of Ohio, as further described in Note 16. The rate for the year 2018 was 4.5%.

Amounts in excess of current needs may be invested in the money market funds or other suitable short-term investments. As part of the annual budget process, Diocesan Council may set aside amounts for future events in operating reserves. A portion of an operating surplus may also be designated for operating reserves, or for other programmatic initiatives.

THE DIOCESE OF OHIO

Notes to Financial Statements Years Ended December 31, 2018 and 2017

NOTE 4 - MARKETABLE SECURITIES

Cost and quoted market values (carrying value) of investments:

	December 31,			
	2018		2017	
	Cost	Market Value	Cost	Market Value
Joint Investment Fund:	\$ 15,326,132	\$ 30,753,951	\$ 16,202,190	\$ 36,368,993
Mutual funds	1,568,537	1,402,132	7,161,724	7,165,394
Total investments	<u>\$ 16,894,669</u>	<u>\$ 32,156,083</u>	<u>\$ 23,363,914</u>	<u>\$ 43,534,387</u>

The Diocese participates in the Joint Investment Fund (Fund). The Fund is an investment fund administered by the Trustees for the invested funds of the Diocese, existing parishes, parish organizations, and any not-for-profit organizations subject to the jurisdiction of The Episcopal Church. Assets in the Fund are primarily invested in U.S. government securities, actively traded stocks, and mutual funds. The Diocese records marketable securities at their fair value based on quoted market prices as further described in Note 17.

NOTE 5 - PERPETUAL TRUSTS

The Diocese, The Church Home, The Holy Cross House, and St. John's, Cleveland are irrevocable beneficiaries of several perpetual trusts held by third party trustees from which the Diocese receives trust income annually. The fair value of these beneficial interests totaled \$2,465,699 and \$2,833,551 as of December 31, 2018 and 2017, respectively, which is estimated to approximate the present value of expected future distributions from the trusts. Distributions from perpetual trusts and changes in the fair value are reflected in the statements of activities and changes in net assets.

THE DIOCESE OF OHIO

Notes to Financial Statements Years Ended December 31, 2018 and 2017

NOTE 6 - PROMISES TO GIVE

During 2014, the Diocese began its Planting for Tomorrow-Growing in Faith Today campaign to raise funds for a new camp and retreat ministry center and parishes, as more fully described in Note 7. Several pledges also remain from its Legacy Campaign which ended in 2002. At December 31, 2018 and 2017, promises to give resulting from these campaigns have been reported net of a 5.5% discount rate. These discounts will be amortized as revenue and support over the life of these pledges.

Promises to give at December 31, 2018 and 2017 are due as follows:

	Planting For Tomorrow	(Legacy) Trinity Commons	Bishop's Annual Appeal & Other	2018 Total	2017 Total
Less than one year	\$ 1,737,140	\$ -0-	\$ 251,683	\$ 1,988,823	\$ 2,569,924
One year to five years	437,754	-0-	204,195	641,949	1,899,476
More than five years	170,280	210,000	66,379	446,659	372,000
Total promises to give	2,345,174	210,000	522,257	3,077,431	4,841,400
Present value discount	(132,450)	(77,347)	(23,562)	(233,359)	(205,516)
Present value of promises to give	2,212,724	132,653	498,695	2,844,072	4,635,884
Allowance for doubtful pledges	(708,022)	-0-	-0-	(708,022)	(457,721)
Net realizable value of promises to give	<u>\$ 1,504,702</u>	<u>\$ 132,653</u>	<u>\$ 498,695</u>	<u>\$ 2,136,050</u>	<u>\$ 4,178,163</u>

At December 31, 2018 and 2017, the total value of promises to give includes \$752,766 and \$402,724, respectively, due from related parties.

NOTE 7 - PLANTING FOR TOMORROW-GROWING IN FAITH TODAY

The Diocese's capital campaign, Planting for Tomorrow-Growing in Faith Today, was conducted between January 1, 2014 and June 30, 2015. The overall campaign goal was \$12 million: \$8 million for the camp and retreat ministry center, and \$4 million for parishes.

Leadership gifts from major donors are reflected in these financial statements as contributions and offerings revenue in the special purpose funds section of the statements of activities and changes in net assets.

THE DIOCESE OF OHIO

Notes to Financial Statements Years Ended December 31, 2018 and 2017

NOTE 7 - PLANTING FOR TOMORROW-GROWING IN FAITH TODAY (CONTINUED)

The Diocese acts as the fiscal agent for the parish collaborative campaigns. The parishes' portion of pledges receivable is included in the amounts shown in Note 6. Cash gifts and pledges are also shown as pledges payable in the statements of financial position. The parishes record revenue from the cash and/or pledges when received or accrued based on their respective accounting methods. The Diocese disburses cash (gifts and pledge payments received) to parishes on a quarterly basis. Some donors restricted their gifts to be used for the parish only, and those gifts are not recorded in these financial statements.

Several parishes made gifts to the campaign or conducted in-pew appeals from their parishioners. These gifts, as well as the Diocese's share of cash gifts and pledges from parish collaborative campaigns, are recorded in these financial statements in the same manner as leadership gifts described above. Promises to give payable have been reported net of a discount rate of 5.5% and are payable upon collection of the corresponding pledge contributions. The present value discount on promises to give payable was \$93,511 and \$91,254 as of December 31, 2018 and 2017, respectively.

Annual amounts payable to parishes from their collaborative campaigns are as follows:

<u>Years Ending December 31,</u>	<u>Amount</u>
2019	\$ 1,685,419
2020	105,084
2021	19,591
2022	2,750
2023	2,366
Thereafter	<u>68,613</u>
Total pledges payable	<u>\$ 1,883,823</u>

THE DIOCESE OF OHIO

Notes to Financial Statements Years Ended December 31, 2018 and 2017

NOTE 8 - LOANS AND NOTES RECEIVABLE

At December 31, 2018, loans and notes are expected to be collected as follows:

<u>Years Ending December 31,</u>	<u>Amount</u>
2019	\$ 173,526
2020	63,285
2021	65,146
2022	64,794
2023	62,370
Thereafter	161,605
	<u>\$ 590,726</u>

NOTE 9 - PROPERTY AND EQUIPMENT

Property and equipment consists of the following:

	<u>December 31,</u>	
	<u>2018</u>	<u>2017</u>
Land and buildings	\$ 3,585,497	\$ 140,980
Building furnishings and equipment	5,709	5,709
Office and computer equipment	107,245	103,788
Vehicles and other	17,751	17,751
Trinity Commons Project (Note 13)	5,421,207	5,401,802
	<u>9,137,409</u>	<u>5,670,030</u>
Less: accumulated depreciation and amortization	2,654,636	2,496,703
	<u>6,482,773</u>	<u>3,173,327</u>
Construction in progress	15,688,501	6,256,109
	<u>\$ 22,171,274</u>	<u>\$ 9,429,436</u>

Depreciation and amortization expense was \$163,726 and \$163,867, respectively, for the years ended December 31, 2018 and 2017.

THE DIOCESE OF OHIO

Notes to Financial Statements Years Ended December 31, 2018 and 2017

NOTE 10 - GRANTS PAYABLE

At December 31, 2018 and 2017, the Diocese had committed \$88,435 and \$88,209, respectively, (exclusive of its ownership portion) to support the Trinity Commons project as a result of Legacy campaign pledge contributions. These amounts have been reported net of a discount rate of 5% and are payable upon collection of the corresponding pledge contributions.

At December 31, 2018 and 2017, the Diocese had committed \$33,333 and \$65,441 to support the Trinity Episcopal Cathedral's "From Generation to Generation" capital campaign. These amounts have been reported net of a discount rate of 1.74% and are payable over the next two years.

NOTE 11 - MORTGAGE PAYABLE

In February 2014, St. Barnabas Church in Bay Village purchased a residence to be used as a rectory. St. Barnabas and the Diocese are co-borrowers on the mortgage secured by the property. The loan covenant provides that the Diocese will maintain a debt service coverage ratio.

The mortgage with First Federal of Lakewood bears interest at an annual rate of 4.88%. This rate is fixed over the first 5 years of the mortgage. After the first 5 years, in 2019, the interest rate will be adjusted to the five year Federal Home Loan Bank rate plus 3.00%. Interest and principal payments of \$1,045 are payable monthly, and the mortgage matures on April 1, 2024. At the maturity date, a balloon payment of \$99,046 is due. The mortgage is expected to be refinanced prior to its maturity date. The mortgage is secured by the St. Barnabas building.

Annual maturities of the mortgage are as follows:

<u>Years Ending December 31,</u>	<u>Amount</u>
2019	\$ 6,081
2020	6,385
2021	6,703
2022	7,038
2023	7,389
Thereafter	<u>101,591</u>
Total due	<u>\$ 135,187</u>

Interest expense for the years ended December 31, 2018 and 2017 was \$6,752 and \$7,027, respectively.

THE DIOCESE OF OHIO

Notes to Financial Statements Years Ended December 31, 2018 and 2017

NOTE 12 - NOTES PAYABLE

In August 2017 and 2018, a related party loaned the Diocese a total of \$2,000,000 to assist in the purchase of property for \$3,450,000 near Bellwether Farm for the development of future programmatic activities. The property was purchased in September 2018. In July 2018, a related party loaned the Diocese an additional \$2,000,000 to complete the construction of the Bellwether Farm project. All notes are unsecured, non-interest bearing, and due on demand.

NOTE 13 - TRINITY COMMONS PROJECT

The Diocese entered into a joint ownership agreement with Trinity Cathedral (Cathedral) for ownership, operation, and management of a building project known as Trinity Commons. This fulfills a common goal of the Diocese and the Cathedral to develop and operate a religious and community outreach campus. The project was completed and placed in service January 1, 2003.

The Diocese and the Cathedral each have an individual 50% leasehold interest in the property as well as an undivided 50% ownership interest in the improvements comprising the project.

The total project cost, including equipment and furnishing, was approximately \$10,600,000. The source of funds for the construction, equipping, and ongoing operating of the project are charitable gifts and grants as received through the Legacy pledge campaign (Note 6), investment by both the Diocese and Cathedral, bank financing, and operating revenues the project generates, including revenues from third-party rentals.

Project expenses and other required funds for the project or the property are proportioned on a basis of 33.33% to the Diocese and 66.67% to the Cathedral, or as adjusted by the operating agreement in place.

Total amounts reported in the statements of activities and changes in net assets are as follows:

	Years Ended December 31,	
	2018	2017
Occupancy	\$ 159,619	\$ 164,676
Depreciation and amortization	133,419	133,202

THE DIOCESE OF OHIO

Notes to Financial Statements Years Ended December 31, 2018 and 2017

NOTE 14 - NET ASSETS WITH DONOR RESTRICTIONS

Net assets with donor restrictions are as follows:

	December 31,	
	2018	2017
Donor-restricted to be expended for specified purpose		
Capital loans and grants	\$ 1,548,330	\$ 1,792,730
St. John's, Cleveland - building	75,558	-0-
Youth scholarships	81,769	75,364
Camp and retreat - maintenance	18,297	20,368
Trinity Commons	3,466	13,353
Support of Greater Akron congregational development	160,164	173,198
Bishop's discretionary use	401,106	430,474
Bishop's Annual Appeal	584,685	537,583
Planting for Tomorrow - Bellwether Farm construction	8,759,990	7,603,067
Clergy education	560,139	638,364
ECS - Annual Campaign	204,320	208,050
ECS - Work among the aged	183,442	207,005
Disabled & infirm clergy	148,216	161,574
Support of missions	287,091	327,557
Support of parishes	49,213	3,257
Support of the general welfare of the needy	14,910	16,826
Support for the advancement of the work of the Protestant		
Episcopal Church among African-Americans in Cleveland	78,981	89,126
Support for African - American seminarians	142,588	166,267
To provide funds for institutional chaplains and to address		
human needs or special projects	-0-	6,763
Support for cemetery lot maintenance	24,164	26,130
Support of nursing home costs for elderly women	36,170	36,576
Support of St. John's Home	537,993	1,455,522
Total subject to purpose restrictions	\$ 13,900,592	\$ 13,989,154

THE DIOCESE OF OHIO

Notes to Financial Statements Years Ended December 31, 2018 and 2017

NOTE 14 - NET ASSETS WITH DONOR RESTRICTIONS (CONTINUED)

	December 31,	
	2018	2017
Endowments:		
Original donor restricted gift amount		
Support for hospital chaplaincies	\$ 4,925	\$ 4,925
Support of parishes	639,105	611,812
ECS - Administration	486,321	486,321
Interest in Rhodes' trust	536,391	604,371
Support for urban ministry and leadership development	292,303	292,303
Support for college chaplaincies	404,447	399,447
Support for the Bishop's office	2,109,343	2,109,343
Clergy education	1,785,127	1,795,600
Support for operations	32,155	32,155
Support of missions	298,646	298,646
Support of global missions	102,500	52,500
Support of the general welfare of the needy	134,884	134,884
Support for camp and retreat ministry	208,158	208,158
Support of capital loans and grants	667,412	667,412
Disabled and infirm clergy	96,731	96,731
Support of Bexley Hall	5,541	5,541
Support of youth scholarships	33,906	33,906
Support of nursing home costs for elderly women	50,000	50,000
Support of St. John's Home	128,440	155,732
The Church Home	690,370	829,629
The Holy Cross House	537,850	609,964
Support for St. John's Cleveland	622,349	700,375
Support for Christ Church, Lima	15,752	15,752
Total original donor restricted gift amount	9,882,656	10,195,507

THE DIOCESE OF OHIO

Notes to Financial Statements Years Ended December 31, 2018 and 2017

NOTE 14 - NET ASSETS WITH DONOR RESTRICTIONS (CONTINUED)

	December 31,	
	2018	2017
Endowments (Continued):		
Accumulated investment gains		
Support for hospital chaplaincies	\$ 5,743	\$ 6,612
Support of parishes	503,270	769,028
ECS - Administration	238,311	331,390
Support for urban ministry and leadership development	58,936	-0-
Support for college chaplaincies	188,107	260,792
Support for the Bishop's office	3,054,596	3,664,089
Clergy education	2,021,652	2,500,518
Support for operations	8,191	13,373
Support of missions	866,551	1,016,221
Support of global missions	205,391	226,377
Support of the general welfare of the needy	335,238	395,625
Support for camp and retreat ministry	348,209	418,707
Support of capital loans and grants	76,127	79,944
Disabled and infirm clergy	522,105	601,594
Support of Bexley Hall	31,466	36,219
Support of youth scholarships	7,972	13,352
Support of nursing home costs for elderly women	3,901	10,825
Support of St. John's Home	750,740	1,083,959
Total accumulated investment gains	<u>\$ 9,226,506</u>	<u>\$ 11,428,625</u>
Total endowments	<u>\$ 19,109,162</u>	<u>\$ 21,624,132</u>
Total net assets with donor restrictions	<u>\$ 33,009,754</u>	<u>\$ 35,613,286</u>

THE DIOCESE OF OHIO

Notes to Financial Statements Years Ended December 31, 2018 and 2017

NOTE 14 - NET ASSETS WITH DONOR RESTRICTIONS (CONTINUED)

The following net assets were released from donor restrictions by satisfying the restricted purpose for the funds or by distribution:

	Years Ended December 31,	
	2018	2017
Bellwether Farm	\$ 1,143,016	\$ -0-
Bexley Hall	20,479	20,576
Bishop's Annual Appeal	149,536	251,955
Bishop's discretionary fund	35,249	33,096
Capital grants	225,062	147,018
Charitable gift annuities	-0-	2,564
Clergy education and training	214,203	189,109
Commission on racial understanding	232	3,512
Disabled and infirm clergy	53,543	33,680
ECS grants	244,859	212,122
Operations	102,855	105,737
Support for college chaplaincy	25,725	25,725
Support for parishes	149,075	170,090
Youth mission trips and scholarships	9,505	5,278
	<u>\$ 2,373,339</u>	<u>\$ 1,200,462</u>

THE DIOCESE OF OHIO

Notes to Financial Statements Years Ended December 31, 2018 and 2017

NOTE 15 - NET ASSETS WITHOUT DONOR RESTRICTIONS - DESIGNATED

Net assets without donor restrictions have been designated for the following purposes:

	December 31,	
	2018	2017
ECS - Administration	\$ 187,463	\$ 211,543
For operating reserves	2,195,756	2,490,692
For parishes	676,602	665,387
For support of capital loans and grants	3,444,934	3,941,802
For support of clergy education	140,736	153,026
For support of missions	127,339	143,695
For support of the Bishop's residence	92,092	99,586
For support of the Episcopate	415,106	471,625
For the Bishop's discretionary use	99,078	111,805
For the Boar's Head Festival	9,755	8,308
For the Diocesan resource center	8,895	10,037
For the General Convention of the Episcopal Church	2,473	-0-
For the history of the Diocese	15,000	15,000
For the Trustees	18,512	20,890
For youth scholarships	5,224	5,895
The Church Home	3,827,156	4,318,753
The Holy Cross House	732,717	826,700
	<u>\$ 11,998,838</u>	<u>\$ 13,494,744</u>

NOTE 16 - ENDOWMENT FUNDS

The endowment funds of the Diocese include board-designated and donor-restricted endowment funds. Net assets associated with endowment funds are classified and reported based on the existence or absence of donor-imposed restrictions.

Interpretation of Relevant Law

The Trustees of the Diocese of Ohio have interpreted the Ohio Uniform Prudent Management of Institutional Funds Act (UPMIFA) as requiring the preservation of the fair value of the original gift as of the gift date to the donor-restricted endowment funds absent explicit donor stipulations to the contrary. As a result of this interpretation, the Diocese classifies as permanently restricted net assets a) the original value of gifts donated to the permanent endowment, b) the original value of subsequent gifts to the permanent endowment, c) accumulations to the permanent endowment made in accordance with the direction of the applicable donor gift instrument at the time the accumulation is added to the fund.

THE DIOCESE OF OHIO

Notes to Financial Statements Years Ended December 31, 2018 and 2017

NOTE 16 - ENDOWMENT FUNDS (CONTINUED)

Interpretation of Relevant Law (Continued)

The remaining portion of the donor-restricted endowment fund that is not classified in permanently restricted net assets is classified as temporary restricted net assets until those amounts are appropriated for expenditure by the Diocese in a manner consistent with the standard of prudence prescribed by UPMIFA. In accordance with UPMIFA, the Diocese considers the following factors in making a determination to appropriate or accumulate donor-restricted endowment funds:

- 1) the duration and preservation of the fund
- 2) the purposes of the Diocese and the donor-restricted endowment fund
- 3) general economic conditions
- 4) the possible effect of inflation and deflation
- 5) the expected total return from income and the appreciation of investments
- 6) other resources of the Diocese
- 7) the investment policies of the Diocese

Return Objectives and Risk Parameters

The Trustees of the Diocese of Ohio have adopted investment and spending policies for both donor-restricted and Board-designated special purpose and endowment assets invested in the Fund. These policies, which are enumerated in the Statement of Spending and Investment Policy (Policy), attempt to provide a predictable stream of funding to programs supported by these assets. Under this policy, the endowment and special purpose funds are invested in a manner to achieve the objective of an annual return that is at least 4-6% greater than the rate of inflation as measured by the Consumer Price Index (CPI), while investing with sufficient diversification to minimize the risk of large losses to the fund. Actual return of the Fund may vary from this objective. These policies may be amended from time to time as determined by the Trustees.

Strategies Employed for Achieving Objectives

In order to satisfy its long-term investment objectives, the Trustees rely on a total return orientation that attempts to achieve investment returns through both income and growth. The Policy includes asset allocation guidelines for domestic and international equity, cash and fixed income, and alternative investments. A target allocation percentage as well as tolerance ranges are identified for each asset group. A combination of actively managed accounts and passive investments has been selected to implement the asset allocation. The guidelines have been implemented by the investment managers and reviewed by the Trustees annually, or more frequently if needed. The Policy also describes the benchmark used to measure Fund performance.

The Trustees have also adopted policies for socially responsible investing. These policies prohibit the direct investment in tobacco and gaming companies. The Trustees have hired investment advisers who monitor compliance with the socially responsible investment policies and report their findings to the Trustees.

THE DIOCESE OF OHIO

Notes to Financial Statements Years Ended December 31, 2018 and 2017

NOTE 16 - ENDOWMENT FUNDS (CONTINUED)

Spending Policy and How the Investment Objectives Relate to the Policy

As of June 30th of each year, the Trustees determine the average unit value for the Fund for the 12 previous calendar quarters ending on that date. A spending rate is then applied to the average unit value to determine the annual income to participants for the subsequent calendar year. During 2018 and 2017, the Trustees approved a spending rate of 4.5%. This rate is evaluated annually by the Trustees and is subject to change.

The spending policy is consistent with the Diocese's objective to maintain the purchasing power of the endowment assets held in perpetuity or for a specified term as well as to provide additional real growth through new gifts and investment return.

Endowment net asset composition by type of fund as of December 31, 2018 is:

	Without Donor Restrictions	With Donor Restrictions	Total
Board-designated endowment funds	\$ 8,862,101		\$ 8,862,101
Donor-restricted endowment funds:			
Original donor restricted gift amount		\$ 9,882,657	9,882,657
Accumulated investment gains		9,226,505	9,226,505
Total	<u>\$ 8,862,101</u>	<u>\$ 19,109,162</u>	<u>\$ 27,971,263</u>

Changes in endowment net assets for the year ended December 31, 2018 is:

	Endowment Funds Without Donor Restrictions	Endowment Funds With Donor Restrictions	Total
Endowment net assets - beginning of year	\$10,089,215	\$21,624,132	\$31,713,347
Investment return, net	(970,219)	(1,370,994)	(2,341,213)
Contributions to perpetual endowments	-0-	55,000	55,000
Transfers from other funds	-0-	856	856
Amounts appropriated for expenditure	(256,895)	(1,199,832)	(1,456,727)
Endowment net assets - end of year	<u>\$ 8,862,101</u>	<u>\$ 19,109,162</u>	<u>\$27,971,263</u>

THE DIOCESE OF OHIO

Notes to Financial Statements Years Ended December 31, 2018 and 2017

NOTE 16 - ENDOWMENT FUNDS (CONTINUED)

Endowment net asset composition by type of fund as of December 31, 2017 is:

	Without Donor Restrictions	With Donor Restrictions	Total
Board-designated endowment funds	\$ 10,089,215	\$ -0-	\$ 10,089,215
Donor-restricted endowment funds			
Original donor restricted gift amount	-0-	10,195,507	10,195,507
Accumulated investment gains	-0-	11,428,625	11,428,625
Total	<u>\$ 10,089,215</u>	<u>\$ 21,624,132</u>	<u>\$ 31,713,347</u>

Changes in endowment net assets for the year ended December 31, 2017 is:

	Endowment Funds Without Donor Restrictions	Endowment Funds With Donor Restrictions	Total
Endowment net assets - beginning of year	\$ 9,051,441	\$18,977,313	\$28,028,754
Investment return, net	1,305,977	2,984,997	4,290,974
Contributions to perpetual endowments	-0-	136,677	136,677
Reclassification of project codes	(10,065)	10,065	-0-
Transfers from other funds	-0-	271,322	271,322
Amounts appropriated for expenditure	(258,138)	(756,242)	(1,014,380)
Endowment net assets - end of year	<u>\$ 10,089,215</u>	<u>\$ 21,624,132</u>	<u>\$31,713,347</u>

At certain times, donor-restricted endowment funds may have fair values less than the amount required to be maintained by donors or by law (underwater endowments). We have interpreted UPMIFA to permit spending from underwater endowments in accordance with prudent measures required under law. At December 31, 2018, funds with original gift values of \$2,122,974, fair values of \$1,925,288, and deficiencies of \$197,686 were reported in net assets with donor restrictions. As of March 31, 2019, the funds have not yet fully recovered the amount of the deficiencies. As of December 31, 2017, there were no underwater endowments.

THE DIOCESE OF OHIO

Notes to Financial Statements Years Ended December 31, 2018 and 2017

NOTE 17 - FAIR VALUE MEASUREMENTS

Accounting standards require certain assets and liabilities to be reported at fair value in the financial statements and provide a framework for establishing that fair value. The framework for determining fair value is based on a hierarchy that prioritizes the inputs and valuation techniques used to measure fair value.

In general, fair values determined by Level 1 inputs use quoted prices in active markets for identical assets that the Diocese has the ability to access.

Fair values determined by Level 2 inputs use other inputs that are observable, other than Level 1 prices, such as quoted prices for similar assets or liabilities in active markets. Joint Investment Fund is valued at the fair market value of its share of the investment pool.

Level 3 inputs are unobservable inputs, including inputs that are available in situations where there is little, if any, market activity for the related asset. Perpetual trusts are valued at the fair market value of the assets contributed to the trusts, which is estimated to approximate the present value of expected distributions from the trusts.

In instances where inputs used to measure fair value fall into different levels in the above fair value hierarchy, fair value measurements in their entirety are categorized based on the lowest level input that is significant to the valuation. The Diocese's assessment of the significance of particular inputs to these fair value measurements requires judgment and considers factors specific to each asset.

The methods described above may produce a fair value calculation that may not be indicative of net realizable value or reflective of future fair values. Furthermore, while the Diocese believes its valuation methods are appropriate and consistent with other market participants, the use of different methodologies or assumptions to determine the fair value of certain financial instruments could result in a different fair value measurement as of the reporting date.

The following tables present information about the Diocese's assets measured at fair value on a recurring basis at December 31, 2018 and 2017 and the valuation techniques used by the Diocese to determine those fair values.

THE DIOCESE OF OHIO

Notes to Financial Statements Years Ended December 31, 2018 and 2017

NOTE 17 - FAIR VALUE MEASUREMENTS (CONTINUED)

Assets measured at fair value on a recurring basis at December 31, 2018:

	Quoted Prices in Active Markets for Identical Assets (Level 1)	Significant Other Observable Inputs (Level 2)	Unobservable Inputs (Level 3)	Total
Joint Investment Fund (Note 4)	\$ -0-	\$ 30,753,951	\$ -0-	\$ 30,753,951
Perpetual trusts (Note 5)	-0-	-0-	2,465,699	2,465,699
Mutual funds (Note 4)	1,402,132	-0-	-0-	1,402,132
	<u>\$ 1,402,132</u>	<u>\$ 30,753,951</u>	<u>\$ 2,465,699</u>	<u>\$ 34,621,782</u>

Assets measured at fair value on a recurring basis at December 31, 2017:

	Quoted Prices in Active Markets for Identical Assets (Level 1)	Significant Other Observable Inputs (Level 2)	Unobservable Inputs (Level 3)	Total
Joint Investment Fund (Note 4)	\$ -0-	\$ 36,368,993	\$ -0-	\$ 36,368,993
Perpetual trusts (Note 5)	-0-	-0-	2,833,551	2,833,551
Mutual funds (Note 4)	7,165,394	-0-	-0-	7,165,394
	<u>\$ 7,165,394</u>	<u>\$ 36,368,993</u>	<u>\$ 2,833,551</u>	<u>\$ 46,367,938</u>

The following is a reconciliation of assets measured using Level 3 inputs:

Beginning balance as of January 1, 2017	\$ 2,588,773
Market gains	244,778
Ending balance as of December 31, 2017	2,833,551
Market losses	(367,852)
Ending balance as of December 31, 2018	<u>\$ 2,465,699</u>

THE DIOCESE OF OHIO

Notes to Financial Statements Years Ended December 31, 2018 and 2017

NOTE 18 - UNCERTAIN INCOME TAX POSITIONS

The Diocese identifies, evaluates, and measures uncertain income tax positions, if any. The Diocese is currently not required to file any federal or state income tax returns and is exempt under the group exemption of the Protestant Episcopal Church in the United States of America.

The Diocese has established a system to monitor and evaluate potential income tax positions, which may include, but not limited to, such items as:

- The tax exemption of the Diocese, including its status under the group exemption,
- Unrelated business income, and
- State income tax filing requirements.

At December 31, 2018 and 2017, there are no uncertain income tax positions required to be disclosed.

NOTE 19 - EMPLOYEE BENEFITS PLAN

All clergy of the Diocese are covered by a defined benefit pension plan administered by the Church Pension Fund, requiring contributions at 18% of compensation, which totaled \$103,169 and \$102,682, respectively during the years ended December 31, 2018 and 2017. The pension plan's assets exceeded the actuarially computed present value of accumulated benefits as of March 31, 2019, the date of the last actuarial valuation. In the event of withdrawal from the plan, and under certain circumstances, a contributor to a multiple employer plan may be liable for a portion of any under-funded status. The assumed rate of return used in the valuation was 3.875% for the years ended March 31, 2019 and 2018, respectively. Information as to the actuarial present value of vested and non-vested accumulated plan benefits and the plan's net assets available for benefits attributable to employees of the Diocese is not available since the Church Pension Fund does not compute it for each participating diocese.

All lay employees are covered by a noncontributory defined contribution plan sponsored by the Diocese. Under the plan provisions, the Diocese contributed 9.52% of eligible participants' compensation as defined in the plan document. For years ending December 31, 2018 and 2017, the lay pension expense was \$95,523 and \$86,862, respectively.

THE DIOCESE OF OHIO

Notes to Financial Statements Years Ended December 31, 2018 and 2017

NOTE 20 - RELATED PARTY TRANSACTIONS

The Trustees made contributions to the Diocese from the sale of closed and reverted parish properties. For the years ended December 31, 2018 and 2017, these contributions totaled \$183,552 and \$-0-, respectively. Amounts owed to the Trustees were \$10,833 and \$-0- as of December 31, 2018 and 2017, respectively.

The Diocese has a promises to give due from related parties as further described in Note 6.

The Diocese has notes payable due to related parties as further described in Note 12.

NOTE 21 - STATEMENT OF CASH FLOWS

The Diocese received noncash contributions in the form of stock for the years ended December 31, 2018 and 2017. The contribution was donor restricted for long-term purposes. The Diocese converted the stock to cash and received proceeds of \$36,089 and \$666,870, respectively, for the years ended December 31, 2018 and 2017. The proceeds are reported as cash flows from financing activities in the statements of cash flows.

The Diocese also collected \$7,091 and \$28,856, respectively, from the proceeds of the sale of stock from contributions received with donor restrictions, but not restricted for long-term purposes for the years ended December 31, 2018 and 2017. Cash receipts from these proceeds are reflected as operating cash flows in the statements of cash flows.

NOTE 22 - COMMITMENTS

As of December 31, 2018 and 2017, the Diocese has remaining construction commitments totaling \$214,503 and \$850,994, respectively, for the site work and renovation of the camp and retreat ministry center.

NOTE 23 - CO-BORROWER LOAN

In July 2016, the Diocese signed a promissory note as a co-borrower on behalf of a parish within the Diocese. The initial amount of the loan was \$326,000 and is set to mature in August 2021. The promissory note requires monthly payments of \$6,265 through the date of maturity, plus interest at a fixed interest rate of 5.75%. The parish makes all monthly payments on the loan and has recorded the asset and liability within their financial statements. The balance of the loan was \$185,446 and \$247,993 as of December 31, 2018 and 2017, respectively.

**JOINT INVESTMENT FUND OF THE TRUSTEES OF
THE DIOCESE OF OHIO**

AUDITED FINANCIAL STATEMENTS

YEARS ENDED DECEMBER 31, 2018 AND 2017

JOINT INVESTMENT FUND OF THE TRUSTEES OF THE DIOCESE OF OHIO

Table of Contents

Independent Auditors’ Report.....	1
<u>Financial Statements</u>	
Statements of Participant Assets and Liabilities	2 - 3
Statements of Participant Activities	4 - 5
Statements of Cash Flows.....	6
Notes to Financial Statements.....	7 - 14
Independent Auditors’ Report on Supplementary Information.....	15
<u>Supplementary Information</u>	
Portfolio of Investments	16 - 27
Valuation Data Summary.....	28
Participants in the Balanced Fund	29 - 33
Participants in the Money Market Investment Fund.....	34
Participations Issued to the Balanced Fund.....	35 - 37
Participations Repaid from the Balanced Fund.....	38 - 39
Participations issued to the Money Market Investment Fund.....	40
Participations Repaid from the Money Market Investment Fund.....	41



BUILDING AND MAINTAINING
YOUR NET WORTH

INDEPENDENT AUDITORS' REPORT

The Board of Trustees
Joint Investment Fund of the Trustees
of The Diocese of Ohio
Cleveland, Ohio

We have audited the accompanying financial statements of Joint Investment Fund of the Trustees of the Diocese of Ohio, which comprise the statements of participant assets and liabilities as of December 31, 2018 and 2017, and the related statements of participant activities and cash flows for the years then ended, and the related notes to the financial statements.

Management's Responsibility for the Financial Statements

Management is responsible for the preparation and fair presentation of these financial statements in accordance with accounting principles generally accepted in the United States of America; this includes the design, implementation, and maintenance of internal control relevant to the preparation and fair presentation of financial statements that are free from material misstatement, whether due to fraud or error.

Auditors' Responsibility

Our responsibility is to express an opinion on these financial statements based on our audits. We conducted our audits in accordance with auditing standards generally accepted in the United States of America. Those standards require that we plan and perform the audits to obtain reasonable assurance about whether the financial statements are free from material misstatement.

An audit involves performing procedures to obtain audit evidence about the amounts and disclosures in the financial statements. The procedures selected depend on the auditors' judgment, including the assessment of the risks of material misstatement of the financial statements, whether due to fraud or error. In making those risk assessments, the auditor considers internal control relevant to the entity's preparation and fair presentation of the financial statements in order to design audit procedures that are appropriate in the circumstances, but not for the purpose of expressing an opinion on the effectiveness of the entity's internal control. Accordingly, we express no such opinion. An audit also includes evaluating the appropriateness of accounting policies used and the reasonableness of significant accounting estimates made by management, as well as evaluating the overall presentation of the financial statements.

We believe that the audit evidence we have obtained is sufficient and appropriate to provide a basis for our audit opinion.

Opinion

In our opinion, the financial statements referred to above present fairly, in all material respects, the financial position of Joint Investment Fund of the Trustees of the Diocese of Ohio as of December 31, 2018 and 2017, and the changes in its participant deposits and its cash flows for the years then ended in accordance with accounting principles generally accepted in the United States of America.

Barnes Wendling CPAs

Sheffield Village, Ohio
September 10, 2019

JOINT INVESTMENT FUND OF THE TRUSTEES OF THE DIOCESE OF OHIO

Statement of Participant Assets and Liabilities December 31, 2018 and 2017

	December 31, 2018		
	Balanced Fund	Money Market Fund	Total
Participant Assets			
Cash and cash equivalents	\$ 1,268,990		\$ 1,268,990
Investment securities	48,424,341	\$ 255,329	48,679,670
Due from Money Market Fund	10,576		10,576
Interest and dividends receivable	39,303	407	39,710
Total Participant Assets	<u>\$ 49,743,210</u>	<u>\$ 255,736</u>	<u>\$ 49,998,946</u>
Participant Liabilities			
Accounts payable	\$ 32,631		\$ 32,631
Due to Balanced Fund		\$ 10,576	10,576
Participations to be repaid	89,101	1,109	90,210
Income distributions due participants	92,263		92,263
Participant deposits	49,529,215	244,051	49,773,266
Total Participant Liabilities	<u>\$ 49,743,210</u>	<u>\$ 255,736</u>	<u>\$ 49,998,946</u>
 Participants' Units Outstanding	 <u>636,015.5981</u>	 <u>244,050.8710</u>	
 Deposit Value Per Unit	 <u>\$ 77.87</u>	 <u>\$ 1.00</u>	

See Notes to Financial Statements

	December 31, 2017		
	Balanced Fund	Money Market Fund	Total
Participant Assets			
Cash and cash equivalents	\$ 607,635		\$ 607,635
Investment securities	56,300,602	\$ 1,122,503	57,423,105
Due from Money Market Fund	12,552		12,552
Interest and dividends receivable	48,099	694	48,793
Total Participant Assets	<u>\$ 56,968,888</u>	<u>\$ 1,123,197</u>	<u>\$ 58,092,085</u>
Participant Liabilities			
Accounts payable	\$ 23,292		\$ 23,292
Due to Balanced Fund		\$ 12,552	12,552
Participations to be repaid	151,489		151,489
Income distributions due participants	93,337		93,337
Participant deposits	56,700,770	1,110,645	57,811,415
Total Participant Liabilities	<u>\$ 56,968,888</u>	<u>\$ 1,123,197</u>	<u>\$ 58,092,085</u>
 Participants' Units Outstanding	 <u>645,227.8534</u>	 <u>1,110,645.0000</u>	
 Deposit Value Per Unit	 <u>\$ 87.88</u>	 <u>\$ 1.00</u>	

JOINT INVESTMENT FUND OF THE TRUSTEES OF THE DIOCESE OF OHIO

Statement of Participant Activity **Years Ended December 31, 2018 and 2017**

	Year Ended December 31, 2018		
	Balanced Fund	Money Market Fund	Total
Investment Income			
Income:			
Other income	\$ 101,110		\$ 101,110
Interest and dividends	1,570,384	\$ 9,128	1,579,512
	<u>1,671,494</u>	<u>9,128</u>	<u>1,680,622</u>
Operating expenses	(311,785)	(208)	(311,993)
Net Investment Income	<u>1,359,709</u>	<u>8,920</u>	<u>1,368,629</u>
Net Realized Gain on Investments	1,503,948		1,503,948
Net Unrealized Depreciation on Investments	<u>(6,882,933)</u>		<u>(6,882,933)</u>
Increase (Decrease) in Participant Deposits	(4,019,276)	8,920	(4,010,356)
Income distributions to participants	(2,330,506)		(2,330,506)
Participations issued	2,879,176	176,715	3,055,891
Participations repaid	<u>(3,700,949)</u>	<u>(1,052,229)</u>	<u>(4,753,178)</u>
Changes in Participant Deposits	(7,171,555)	(866,594)	(8,038,149)
Participant Deposits - Beginning of Year	<u>56,700,770</u>	<u>1,110,645</u>	<u>57,811,415</u>
Participant Deposits - End of Year	<u>\$ 49,529,215</u>	<u>\$ 244,051</u>	<u>\$ 49,773,266</u>

See Notes to Financial Statements

	Year Ended December 31, 2017		
	Balanced Fund	Money Market Fund	Total
Investment Income			
Income:			
Other income	\$ 230		\$ 230
Interest and dividends	1,557,850	\$ 6,772	1,564,622
	1,558,080	6,772	1,564,852
Operating expenses	(287,001)	(329)	(287,330)
Net Investment Income	1,271,079	6,443	1,277,522
Net Realized Gain on Investments	2,652,907		2,652,907
Net Unrealized Appreciation on Investments	4,054,308		4,054,308
Increase in Participant Deposits	7,978,294	6,443	7,984,737
Income distributions to participants	(2,387,117)		(2,387,117)
Participations issued	3,235,986	79,372	3,315,358
Participations repaid	(4,047,818)	(47,956)	(4,095,774)
Changes in Participant Deposits	4,779,345	37,859	4,817,204
Participant Deposits - Beginning of Year	51,921,425	1,072,786	52,994,211
Participant Deposits - End of Year	<u>\$ 56,700,770</u>	<u>\$ 1,110,645</u>	<u>\$ 57,811,415</u>

JOINT INVESTMENT FUND OF THE TRUSTEES OF THE DIOCESE OF OHIO

Statements of Cash Flows

	Years Ended December 31,	
	2018	2017
Cash Flows from Operating Activities		
(Decrease) Increase in participant deposits resulting from operations	(\$ 4,010,356)	\$ 7,984,737
Adjustments to reconcile (decrease) increase in participant deposits resulting from operations to cash provided by operating activities:		
Net realized gain on investments	(1,503,948)	(2,652,907)
Net unrealized depreciation (appreciation) on investments	6,882,933	(4,054,308)
Changes in operating assets and liabilities:		
Due from Money Market Fund	1,976	(8,579)
Interest and dividends receivable	9,083	7,624
Accounts payable	9,339	2,528
Due to Balanced Fund	(1,976)	8,579
Participations to be repaid	(61,279)	(141,148)
Income distributions due participants	(1,074)	304
Total adjustments	<u>5,335,054</u>	<u>(6,837,907)</u>
Net cash provided by operating activities	1,324,698	1,146,830
Cash Flows from Investing Activities		
Proceeds from sale of investments	11,322,212	10,674,407
Purchase of investments	<u>(7,957,762)</u>	<u>(11,189,093)</u>
Net cash provided by (used in) investing activities	3,364,450	(514,686)
Cash Flows from Financing Activities		
Distributions to participants	(2,330,506)	(2,387,117)
Participations issued	3,055,891	3,315,358
Participations repaid	<u>(4,753,178)</u>	<u>(4,095,774)</u>
Net cash used in financing activities	<u>(4,027,793)</u>	<u>(3,167,533)</u>
Increase (Decrease) in Cash	661,355	(2,535,389)
Cash - Beginning of Year	<u>607,635</u>	<u>3,143,024</u>
Cash - End of Year	<u><u>\$ 1,268,990</u></u>	<u><u>\$ 607,635</u></u>

See Notes to Financial Statements

JOINT INVESTMENT FUND OF THE TRUSTEES OF THE DIOCESE OF OHIO

Notes to Financial Statements Years Ended December 31, 2018 and 2017

NOTE A - PURPOSE

The Joint Investment Fund of the Trustees of the Diocese of Ohio (the Fund) is an investment fund administered by the Trustees of the Diocese of Ohio for the invested funds of the Diocese of Ohio (Episcopal), existing parishes, Parish organizations, and any not-for-profit organization subject to the jurisdiction of the Episcopal Church. The Fund is not a separate legal entity, but is a subordinated unit of the Episcopal Church.

NOTE B - SUMMARY OF SIGNIFICANT ACCOUNTING POLICIES

Change in Accounting Principle

On August 18, 2016, FASB issued Accounting Standards Update (ASU) 2016-14, Not-for-Profit Entities (Topic 958) - Presentation of Financial Statements of Not-for-Profit Entities. The update addresses deficiencies in information about liquidity and availability of resources and the lack of consistency in type of information provided about expenses and investment return. The Organization has implemented ASU 2016-14 and have adjusted the presentation of these financial statements accordingly. The Organization has implemented ASU 2016-14 on a retrospective basis except for the disclosures related to liquidity and availability of resources.

Use of Estimates

The preparation of financial statements in conformity with accounting principles generally accepted in the United States of America requires management to make estimates and assumptions that affect certain amounts and disclosures. Accordingly, actual results could differ from those estimates.

Cash and Cash Equivalents

Cash represents amounts received by the Fund from participants in December and are in transit to either the Balanced Fund or Money Market Fund. These amounts are deposited in a checking account at U.S. Bank upon receipt.

Cash equivalents held in the Balanced Fund consist of amounts held in money market funds awaiting investment. The entire balance of the Money Market Investment Fund is considered cash. Cash equivalents are defined as having an initial maturity of three months or less at the time of purchase. The Balanced Fund and Money Market Investment Fund cash equivalents are maintained in a professionally managed portfolio and therefore, included in investments on both the statements of participant assets and liabilities and the statements of cash flows.

JOINT INVESTMENT FUND OF THE TRUSTEES OF THE DIOCESE OF OHIO

Notes to Financial Statements Years Ended December 31, 2018 and 2017

NOTE B - SUMMARY OF SIGNIFICANT ACCOUNTING POLICIES (CONTINUED)

Investments

Investments are stated at fair market value based on quoted market prices. Investments are reported in the statements of participant assets and liabilities at fair value with any realized or unrealized gains and losses reported in the statements of participant activities. Investment income is recognized as revenue in the period it is earned and gains and losses are recognized as changes in participant deposits in the accounting periods in which they occur. Due to the level of risk associated with certain investments, it is at least reasonably possible changes in the values of the investments will occur in the near term and such changes could materially affect the amounts reported in the financial statements.

Income Distribution

Net investment income of the Money Market Fund is distributed monthly to participants based on the earnings of the investments.

Net investment income of the Balanced Fund is distributed at a rate specified for the years 2018 and 2017, calculated as 4.5% of the rolling average of the value of the Fund on June 30th for the previous twelve quarters. Differences between the actual net investment income and the 4.5% are included in the market value change.

Net investment income is defined as interest, dividends, and capital gain distributions less operating expenses.

Operating Expenses

Operating expenses are comprised of investment management and advisory fees charged to the Fund by the custodian, The Diocese of Ohio, and investment advisors.

Concentration of Credit Risk

Financial instruments which potentially subject the Fund to concentrations of credit risk consist principally of temporary cash investments and marketable securities. The Fund places its investments with high credit quality institutions. These cash balances, as reflected in the financial institutions' records, are insured by the Federal Deposit Insurance Corporation. At December 31, 2018 and 2017, the checking account balance exceeds the limit by \$1,018,990 and \$331,238, respectively.

Subsequent Events

Subsequent events have been evaluated through September 10, 2019, which is the date the financial statements were available to be issued.

JOINT INVESTMENT FUND OF THE TRUSTEES OF THE DIOCESE OF OHIO

Notes to Financial Statements Years Ended December 31, 2018 and 2017

NOTE C - INVESTMENTS

At December 31, the Balanced Fund investments are comprised of the following:

	2018		2017	
	Market Value	Cost	Market Value	Cost
Money Market Funds	\$ 259,294	\$ 259,294	\$ 45,740	\$ 45,740
Mutual Funds	30,790,769	31,280,045	35,487,524	31,829,904
Alternative Investments	2,972,781	2,900,000	3,194,193	3,000,000
Common Stocks	14,401,497	9,270,284	17,573,145	9,644,168
	<u>\$ 48,424,341</u>	<u>\$ 43,709,623</u>	<u>\$ 56,300,602</u>	<u>\$ 44,519,812</u>

At December 31, the Money Market Investment Fund investments are comprised of the following:

	2018		2017	
	Market Value	Cost	Market Value	Cost
Money Market Funds	<u>\$ 255,329</u>	<u>\$ 255,329</u>	<u>\$ 1,122,503</u>	<u>\$ 1,122,503</u>

NOTE D - FAIR VALUE MEASUREMENTS

Fair value is the price that would be received to sell an asset or paid to transfer a liability in an orderly transaction between market participants at the measurement date and establishes a three-level fair value hierarchy that describes the inputs that are used to measure the fair value as follows:

Level 1 - fair values are based on quoted prices in active markets for identical assets and liabilities. The Fund's level 1 assets include all cash, cash equivalents, and investments, except certain alternative investments.

Level 2 - fair values are based on observable inputs that include: quoted market prices for similar assets or liabilities; quoted market prices that are not in an active market; or other inputs that are observable in the market and can be corroborated.

Level 3 - fair values are based on inputs that are unobservable (for example, supported by little or no market activity). The Fund owns no level 3 assets.

In accordance with ASC 820, *Fair Value Measurement*, the Fund measures the fair value of certain investments using the net asset value per share of the investment.

JOINT INVESTMENT FUND OF THE TRUSTEES OF THE DIOCESE OF OHIO

Notes to Financial Statements Years Ended December 31, 2018 and 2017

NOTE D - FAIR VALUE MEASUREMENTS (CONTINUED)

The following table presents information about the Fund's assets measured at fair value and net asset value per share (Note E) as of December 31, 2018:

	Level 1	Level 2	Level 3	Total
Money market funds	\$ 514,623			\$ 514,623
Mutual funds	31,280,045			31,280,045
Common stocks	9,270,284			9,270,284
Total recurring fair value measurements	41,064,952			41,064,952
Total measured at net asset value per share				2,900,000
Total investments	<u>\$ 41,064,952</u>			<u>\$ 43,964,952</u>

The following table presents information about the Fund's assets measured at fair value and net asset value per share (Note E) as of December 31, 2017:

	Level 1	Level 2	Level 3	Total
Money market funds	\$ 1,168,243			\$ 1,168,243
Mutual funds	31,829,904			31,829,904
Common stocks	9,644,168			9,644,168
Total recurring fair value measurements	42,642,315			42,642,315
Total measured at net asset value per share				3,000,000
Total investments	<u>\$ 42,642,315</u>			<u>\$ 45,642,315</u>

JOINT INVESTMENT FUND OF THE TRUSTEES OF THE DIOCESE OF OHIO

Notes to Financial Statements Years Ended December 31, 2018 and 2017

NOTE D - FAIR VALUE MEASUREMENTS (CONTINUED)

The following is a description of the valuation methodologies used for assets measured at fair value as of December 31, 2018 and 2017. There have been no changes in the methodologies used as of December 31, 2018 and 2017.

Mutual funds and common stocks are valued at the per share value of shares held by the Organization at year end.

Money market funds are valued at the net asset value of shares held by the Fund at year end. Money market funds seek to maintain a stable \$1 per share net asset value.

The methods described above may produce a fair value calculation that may not be indicative of net realizable value or reflective of future fair values. Furthermore, while the Fund believes its valuation methods are appropriate and consistent with other market participants, the use of different methodologies or assumptions to determine the fair value of certain financial instruments could result in a different fair value measurement as of the reporting date.

NOTE E - INVESTMENTS IN CERTAIN ENTITIES THAT CALCULATE NET ASSET VALUE

The Fund uses net asset value (NAV) to calculate the fair value of its investment in Alternative Investment Group Institutional, L.P. and Standard Life Investments GARS Offshore Feeder Fund Ltd., and the Black Diamond Arbitrage, Ltd. Fund (the Alternative Investments).

The primary investment objective of the Alternative Investments is to earn attractive rates of return with reduced volatility by investing its assets among a variety of portfolio managers selected for their alternative investment strategies outside of traditional stock and bond investing. The portfolios selected will generally focus on fundamental securities valuation and will include investments in long and short positions, distressed debt, arbitrage and emerging markets. The Alternative Investments also seeks to reduce investment risk by minimizing dependence on the performance of the broad U.S. equity market.

The Black Diamond Arbitrage Fund invests in merger arbitrage deals where a definitive merger agreement is in place, and announced special situation opportunities, such as spin-offs, corporate restructurings, bankruptcies, or major litigations. The investment opportunities can be located anywhere in the world. The Fund seeks its returns through a combination of an absolute return and relative value perspective. Leverage of between 1.5x and 2.0x is used in most deals. Risk is managed through deal sizing and scenario testing.

JOINT INVESTMENT FUND OF THE TRUSTEES OF THE DIOCESE OF OHIO

Notes to Financial Statements Years Ended December 31, 2018 and 2017

NOTE E - INVESTMENTS IN CERTAIN ENTITIES THAT CALCULATE NET ASSET VALUE (CONTINUED)

Alternative investments are comprised of the following:

Investment Type	Fair Value at December 31,		Unfunded Commitment	Redemption Frequency (If Currently Eligible)	Redemption Notice Period
	2018	2017			
Alternative Investment Group Institutional, L.P.	\$ -0-	\$ 172,740	\$ -0-	Semi-annually	90 Days
Standard Life Global Investments Absolute Return Strategies Offshore Feeder Fund Ltd.	-0-	3,021,453	-0-	Monthly	5 Days
Black Diamond Arbitrage, Ltd.	2,972,781	-0-	-0-	Monthly	45 Days
	<u>\$ 2,972,781</u>	<u>\$ 3,194,193</u>	<u>\$ -0-</u>		

NOTE F - LIQUIDITY AND AVAILABILITY

The Diocese of Ohio, its parishes, and other Episcopal organizations under the jurisdiction of The Episcopal Church are eligible to invest in the Fund, and the Fund receives all its deposits from these participants. Although participants' funds may come from contributions with donor restrictions and/or may or may not need to be invested in perpetuity, the funds are deposits without donor restrictions. All investment income generated from investments of the Fund are available to meet cash needs for general expenditures. General expenditures of the Fund include administrative expenses, investment advisory and investment management expenses, custodial fees, income distributions to participants, and participations to be repaid. The annual operations of the Fund are defined as activities occurring during the calendar year.

JOINT INVESTMENT FUND OF THE TRUSTEES OF THE DIOCESE OF OHIO

Notes to Financial Statements Years Ended December 31, 2018 and 2017

NOTE F - LIQUIDITY AND AVAILABILITY (CONTINUED)

The Fund manages its cash available to meet general expenditures based on these guidelines:

- Maintain sufficient liquid assets to meet monthly distributions of income, participations to be repaid, and investment, administrative, and custodial fees. Participants may withdraw their deposits upon written notice at any time.
- Invest primarily in assets that are liquid or can be liquidated within an operating cycle, and
- Maintain sufficient reserves in a checking account to handle unexpected and/or emergency requests outside the normal monthly distribution cycle.

The finance office staff of the Diocese of Ohio monitors the availability of cash on an ongoing basis. Requests for the liquidation of investments are made to the Fund's investment advisor and approved by the Trustees of the Diocese of Ohio (Trustees) at its regular quarterly meetings. Based on the amount of funds needed, the investment advisors may also submit a recommendation to rebalance the investment portfolio to the Trustees. Approved liquidation requests are communicated to the Fund's custodian bank for the sale or purchase of investments. Transfers of funds to or from the Fund's checking account are also communicated to the custodian bank for processing.

The table below presents financial assets available for general expenditures within one year of December 31, 2018:

Cash and cash equivalents	\$ 1,268,990
Investment securities	48,679,670
Interest and dividends receivable	<u>39,710</u>
Financial assets available to meet the cash needs for general expenditures within one year	<u>\$ 49,988,370</u>

JOINT INVESTMENT FUND OF THE TRUSTEES OF THE DIOCESE OF OHIO

Notes to Financial Statements Years Ended December 31, 2018 and 2017

NOTE G - UNCERTAIN INCOME TAX PROVISIONS

The Fund is considered tax exempt under a subordinated unit of the Episcopal Church which has been granted a group exemption under Section 501(c)(3) of the Internal Revenue Code.

The Fund identifies, evaluates, and measures uncertain income tax positions, if any. The Fund is currently not required to file any federal or state income tax returns and there are no audits for any open tax periods.

The Fund has established a system to monitor and evaluate potential income tax positions which may include, are not limited to, such items as:

- The tax exemption of the Fund, including its status under the group exemption,
- Unrelated business income, and
- State income tax filing requirements.

At December 31, 2018 and 2017, there are no uncertain income tax positions that are required to be disclosed.



BUILDING AND MAINTAINING
YOUR NET WORTH

INDEPENDENT AUDITORS' REPORT ON SUPPLEMENTARY INFORMATION

The Board of Trustees
Joint Investment Fund of the Trustees
of the Diocese of Ohio
Cleveland, Ohio

We have audited the financial statements of Joint Investment Fund of the Trustees of the Diocese of Ohio as of and for the years ended December 31, 2018 and 2017, and our report thereon dated September 10, 2019, which expressed an unmodified opinion on those financial statements, appears on page 1. Our audits were conducted for the purpose of forming an opinion on the financial statements as a whole. The supplementary information on pages 16 - 41 is presented for purposes of additional analysis and is not a required part of the financial statements. Such information is the responsibility of management and was derived from and relates directly to the underlying accounting and other records used to prepare the financial statements. The information has been subjected to the auditing procedures applied in the audit of the financial statements and certain additional procedures, including comparing and reconciling such information directly to the underlying accounting and other records used to prepare the financial statements or to the financial statements themselves, and other additional procedures in accordance with auditing standards generally accepted in the United States of America. In our opinion, the information is fairly stated in all material respects in relation to the financial statements as a whole.

Barnes Wendling CPAs

Sheffield Village, Ohio
September 10, 2019

JOINT INVESTMENT FUND OF THE TRUSTEES OF THE DIOCESE OF OHIO

Portfolio of Investments December 31, 2018

	Number of Shares	Market Value	Adjusted Cost
BALANCED FUND			
Mutual Fund Investments:			
Credit Suisse Floating Rate High Income	149,422.665	\$ 978,718	\$ 1,023,457
DFA Emerging Markets Social Core Equity Fund	144,712.542	1,795,883	1,919,307
Diamond Hill Focus L S Fund CI I	59,660.034	1,391,272	1,551,538
Dodge & Cox Income Fund	360,524.495	4,780,555	4,931,219
Dodge & Cox International Stock Fund	86,994.244	3,210,957	2,456,629
Federated Total Return Fund - Fixed Income	431,989.176	4,509,967	4,750,448
JP Morgan Str Income - Fixed Income	110,077.681	1,249,382	1,304,393
Loomis Sayles Small Co Growth Fund Institutional	85,290.679	1,948,039	2,168,183
Oppenheimer International Growth Fund Class Y	83,645.373	2,900,822	2,487,019
AQR Long Short Equity	96,142.846	1,052,764	1,370,066
PIMCO Diversified Income Institutional - Fixed Income	106,310.326	1,103,501	1,055,577
Virtus SEIX Floating Rate Fund	387.274	3,214	3,453
Vanguard International Explorer Fund	90,054.536	1,357,122	1,472,028
Brookfield Global Listed Real Estate	94,309.237	1,111,906	1,187,771
Wells Fargo Advantage Absolute Return Fund	325,663.189	3,396,667	3,598,957
Total Mutual Fund Investments		\$ 30,790,769	\$ 31,280,045

Common Stocks:

World Asset Management S&P 500 Index Fund:

Domestic Stocks:

A E S Corp.	375	\$ 5,423	\$ 2,490
Abbott Labs	1,016	73,487	33,757
AbbVie Inc.	870	80,205	35,447
Abiomed Inc.	26	8,451	9,906
Activision Blizzard Inc.	432	20,118	15,918
Adobe Systems Inc.	282	63,800	15,543
Advance Auto Parts Inc.	42	6,613	6,720
Advanced Micro Devices	507	9,359	6,977
Affiliated Managers Group Inc.	31	3,021	6,299
Aflac Inc.	439	20,001	11,041
Agilent Technologies Inc.	181	12,210	3,540
Air Products Chemicals Inc.	124	19,846	9,684
Akamai Technologies Inc.	97	5,925	1,446
Alaska Air Group Inc.	70	4,260	4,590
Albemarle Corp.	63	4,855	4,997
Alexandria Real Estate Equities Inc.	58	6,684	6,355
Alexion Pharmaceuticals Inc.	126	12,267	14,875
Align Technology	41	8,587	5,956
Alliance Data Systems Corp.	27	4,052	6,953
Alliant Energy Corp.	131	5,535	5,201
Allstate Corp.	199	16,443	6,661
Alphabet Inc. Cl A	173	180,778	69,575
Alphabet Inc. Cl C	178	184,339	73,169
Amazon Com. Inc.	238	357,469	85,246
Ameren Corp.	138	9,002	4,514
American Airlines Group Inc.	236	7,578	13,159
American Electric Power Co. Inc.	279	20,852	10,626
American Express Co.	405	38,605	15,458
American Intl Group Inc.	509	20,060	18,715
American Tower Corp.	255	40,338	14,782
American Water Works Co. Inc.	101	9,168	6,857
Amerisourcebergen Corp.	92	6,845	1,442
Ameriprise Financial Inc.	82	8,558	4,812
Ametek Inc.	131	8,869	6,025
Amgen Inc.	368	71,639	29,496

JOINT INVESTMENT FUND OF THE TRUSTEES OF THE DIOCESE OF OHIO

Portfolio of Investments December 31, 2018

	Number of Shares	Market Value	Adjusted Cost
World Asset Management S&P 500 Index Fund (Continued):			
Domestic Stocks (Continued):			
Amphenol Corp. Cl A	171	13,854	2,941
Anadarko Petroleum Corp.	292	12,801	14,392
Analog Devices Inc.	210	18,024	7,324
Ansys Inc.	48	6,861	5,844
Anthem Inc.	150	39,394	9,272
Apache Corp.	217	5,696	17,993
Apartment Invt. & Mgmt. Co. Cl A	89	3,905	1,620
Apple Inc.	2,605	410,913	108,934
Applied Materials Inc.	571	18,695	8,394
Archer Daniels Midland Co .	317	12,987	8,540
Arconic Inc.	241	4,063	6,169
Arista Networks Inc.	30	6,321	8,809
Assurant Inc.	30	2,683	803
Autodesk Inc.	124	15,948	3,826
Automatic Data Processing Inc.	250	32,780	10,199
Autozone Inc.	15	12,575	3,548
Avalonbay Communities Inc.	78	13,576	8,177
Avery Dennison Corp.	50	4,491	1,755
AT&T Inc.	4,208	120,096	118,423
Bbt Corp.	442	19,147	15,444
Baker Hughes	290	6,235	10,863
Ball Corp.	198	9,104	2,702
Bank of America Corp.	5,278	130,050	107,561
Bank of New York Mellon Corp.	526	24,759	19,431
Baxter Intl. Inc.	279	18,364	9,822
Becton Dickinson & Co.	155	34,925	18,332
Berkshire Hathaway Inc. Cl B	1,125	229,703	117,168
Best Buy Company Inc.	139	7,361	3,994
Biogen, Inc.	115	34,606	12,128
Blackrock Inc.	70	27,497	15,987
Block H & R Inc.	119	3,019	2,454
Boeing Co.	306	98,685	22,339
Booking Holdings Inc.	27	46,505	14,471
Borg Warner Inc.	112	3,891	3,732
Boston Pptys Inc.	88	9,904	6,727
Boston Scientific Corp.	800	28,272	8,324
Brighthouse Financial Inc	68	2,073	3,125
Bristol-Myers Squibb Co.	943	49,017	29,923
Broadridge Financial Solutions Inc.	67	6,449	7,664
Broadcom Inc.	239	60,773	34,094
Brown Forman Corp. Cl B	96	4,568	1,389
C H Robinson Worldwide Inc.	79	6,643	4,391
C M S Energy Corp.	160	7,944	1,887
Cabot Oil & Gas Corp. Cl A	256	5,722	2,619
Cadence Design Sys Inc.	160	6,957	6,123
Campbell Soup Co.	109	3,596	4,386
Capital One Finl Corp.	276	20,863	13,224
Cardinal Health Inc.	176	7,850	7,859
Carmax Inc.	101	6,336	2,156
Caterpillar Inc.	339	43,077	24,927
Cbs Corp.	194	8,482	2,495
Cboe Holdings	64	6,261	5,279
CBRE Group Inc.	171	6,847	1,119
Celanese Corp. Series A	77	6,928	6,691
Celgene Corp.	401	25,700	19,394
Centene Corp.	116	13,375	8,080

See Independent Auditors' Report
on Supplementary Information

JOINT INVESTMENT FUND OF THE TRUSTEES OF THE DIOCESE OF OHIO

Portfolio of Investments December 31, 2018

	Number of Shares	Market Value	Adjusted Cost
World Asset Management S&P 500 Index Fund (Continued):			
Domestic Stocks (Continued):			
Centerpoint Energy Inc.	280	7,904	3,825
Centurylink Inc.	557	8,439	14,654
Cerner Corporation	190	9,963	5,192
Cf Industries	132	5,743	1,834
Charter Communications Inc.	102	29,067	28,403
Chevron Corporation	1,105	120,213	75,626
Chipotle Mexican Grill Inc.	14	6,045	4,170
Church and Dwight Co. Inc.	139	9,141	6,375
Cigna Corp.	220	41,859	22,342
Cimarex Energy Co	54	3,329	7,418
Cincinnati Finl Corp.	85	6,581	2,334
Cintas Corp.	49	8,232	1,213
Cisco Sys Inc.	2,600	112,658	55,333
Citigroup Inc.	1,412	73,509	75,010
Citizens Financial Group	275	8,176	5,843
Citrix Sys Inc.	73	7,480	2,166
Clorox Co.	73	11,252	4,342
Cme Group Inc.	207	38,941	20,445
Coca Cola Co.	2,215	104,880	66,450
Cognizant Tech Solutions Crp.	332	21,075	6,623
Colgate Palmolive Co.	495	29,462	19,473
Comcast Corp Cl A	2,625	89,381	40,711
Comerica Inc.	92	6,319	5,319
Conagra Brands Inc.	268	5,724	6,321
Concho Res Inc.	116	11,924	12,240
Conocophillips	663	41,338	33,174
Consolidated Edison Inc.	176	13,457	8,428
Constellation Brands Inc. A	95	15,278	3,820
Cooper Cos Inc.	28	7,126	5,166
Copart Inc.	115	5,495	6,504
Corning Inc.	471	14,229	11,475
Costco Whsl. Corp.	253	51,539	20,872
Coty Inc. Cl A	268	1,758	6,255
Crown Castle Intl. Corp.	240	26,071	16,475
CVS Health Corp.	741	48,550	36,541
CSX Corp.	466	28,953	8,405
Cummins Inc.	88	11,760	3,303
D R Horton Inc.	195	6,759	1,882
D T E Energy Co	103	11,361	3,909
Danaher Corp.	357	36,814	14,251
Darden Restaurants Inc.	70	6,990	1,866
Davita Inc.	79	4,065	2,303
Deere & Co.	184	27,447	11,117
Delta Air Lines Inc.	366	18,263	9,171
Dentsply Sirona Inc.	129	4,800	5,311
Devon Energy Corporation	267	6,018	9,536
Diamondback Energy Inc.	87	8,065	9,603
Digital Realty Trust Inc.	117	12,466	11,604
Discover Financial Services	198	11,678	3,252
Discovery Inc. Cl C	194	4,478	5,192
Discovery Inc. Cl A	88	2,177	1,388
Dish Network Corp Cl A	130	3,246	8,067
Disney Walt Co. The	861	94,409	36,084
Dollar General Corp.	152	16,428	8,194
Dollar Tree Inc.	135	12,193	6,706
Dominion Energy Inc.	379	27,083	18,383

See Independent Auditors' Report
on Supplementary Information

JOINT INVESTMENT FUND OF THE TRUSTEES OF THE DIOCESE OF OHIO

Portfolio of Investments December 31, 2018

	Number of Shares	Market Value	Adjusted Cost
World Asset Management S&P 500 Index Fund (Continued):			
Domestic Stocks (Continued):			
Dover Corp.	88	6,244	1,915
Dowdupont Inc.	1,327	70,968	44,610
Duke Energy Holding Corp.	412	35,556	23,546
Duke Realty Corporation	202	5,232	5,601
DXC Technology Co.	161	8,560	4,780
E Bay Inc.	524	14,709	5,204
E O G Res Inc.	335	29,215	19,803
E Trade Financial Corp.	150	6,582	2,319
Ecolab Inc.	147	21,660	8,478
Edison Intl.	185	10,502	7,051
Edwards Lifesciences Corp.	119	18,227	5,353
Electronic Arts Inc.	174	13,730	4,518
Emerson Elec Co.	357	21,331	14,534
Entergy Corporation	103	8,865	8,508
Equifax Inc.	68	6,333	1,865
Equinix Inc.	45	15,865	12,235
Equity Residential	209	13,796	9,526
Essex Ppty Tr Inc.	37	9,073	6,575
Evergy Inc.	154	8,743	8,316
Eversource Energy	180	11,707	5,198
Exelon Corporation	559	25,211	37,442
Expedia Inc.	69	7,773	2,543
Expeditors Intl Wash Inc.	99	6,741	4,260
Extra Space Storage Inc.	71	6,424	6,108
Exxon Mobil Corp.	2,448	166,929	192,186
Facebook Inc A	1,389	182,084	110,292
Fastenal Co.	163	8,523	3,880
Federal Express Corp.	139	22,425	11,818
Federal Realty Inv't	42	4,958	6,335
Fidelity Natl. Information Svcs Inc.	188	19,279	6,814
Fifth Third Bancorp.	389	9,153	4,682
First Energy Corp.	280	10,514	11,698
Fiserv Inc.	232	17,050	2,722
Fleetcor Technologies Inc.	51	9,472	11,223
Flir Systems Inc.	78	3,396	1,850
Flowserve Corp.	74	2,813	1,567
Fluor Corp.	80	2,576	3,413
FMC Corporation	76	5,621	2,027
Foot Locker	67	3,564	4,271
Ford Motor Company	2,219	16,975	16,259
Fortinet Inc.	82	5,775	6,525
Fortive Corp.	174	11,773	3,941
Fortune Brands Home & Security	83	3,153	4,717
Franklin Res Inc.	181	5,368	4,678
Freeport-McMoran Copper & Gold Inc.	836	8,619	16,503
F5 Networks Inc.	35	5,671	4,760
Gap Inc.	123	3,168	1,956
Gallagher Arthur J Co.	103	7,591	4,965
Gartner Inc.	52	6,648	5,652
General Dynamics Corp.	161	25,311	10,252
General Electric Corp.	5,028	38,062	117,004
General Mills Inc.	336	13,084	10,809
General Motors Co.	758	25,355	26,761
Genuine Parts Co.	83	7,970	3,842
Gilead Sciences Inc.	748	46,787	26,928
Goldman Sachs Group Inc.	199	33,243	24,193

See Independent Auditors' Report
on Supplementary Information

JOINT INVESTMENT FUND OF THE TRUSTEES OF THE DIOCESE OF OHIO

Portfolio of Investments December 31, 2018

	Number of Shares	Market Value	Adjusted Cost
World Asset Management S&P 500 Index Fund (Continued):			
Domestic Stocks (Continued):			
Goodyear Tire & Rubber Co.	136	2,776	1,702
Grainger W W Inc.	26	7,341	2,677
Halliburton Co.	497	13,210	14,002
Hanesbrands Inc.	204	2,556	6,914
Harley Davidson Inc.	94	3,207	2,280
Harris Corp. Del	67	9,022	2,800
Hartford Financial Services Group Inc.	203	9,023	13,317
Hasbro Inc.	64	5,200	1,808
HCA Healthcare Inc.	158	19,663	11,644
HCP Inc.	266	7,429	8,202
Helmerich Payne Inc.	62	2,973	2,436
Henry Jack Associates Inc.	44	5,567	6,218
Hershey Company	79	8,467	3,021
Hess Corp.	148	5,994	9,197
Hewlett Packard Co.	821	10,845	15,073
Hilton Worldwide Holdings	171	12,278	11,966
Hollyfrontier Corp.	100	5,112	7,230
Hologic Inc.	155	6,371	5,393
Home Depot Inc.	654	112,370	25,188
Honeywell International Inc.	428	56,547	21,808
Hormel Foods Corp.	153	6,530	1,178
Host Hotels & Resorts Inc.	420	7,001	4,861
HP Inc.	931	19,048	15,328
Humana Inc.	78	22,345	4,326
Hunt JB Transportation Services Inc.	49	4,559	4,022
Huntington Bancshares Inc.	626	7,462	5,288
Huntington Ingalls Industries	25	4,758	5,700
Ipg Photonics	21	2,379	5,070
Idexx Labs Inc.	49	9,115	5,682
Illinois Tool Works Inc.	173	21,917	7,576
Illumina Inc.	85	25,494	15,392
Incyte Corp	100	6,359	13,402
Intel Corp.	2,642	123,989	57,218
Intercontinentalexchange Inc. Com	328	24,708	9,801
International Business Machines Corp.	523	59,449	57,415
International Paper Co.	235	9,485	5,117
Interpublic Group Cos Inc.	219	4,518	1,253
Intl. Flavors & Fragrances	58	7,788	3,262
Intuit Inc.	148	29,134	6,943
Intuitive Surgical Inc.	66	31,609	6,834
Iqvia Holdings Inc.	92	10,688	8,851
Iron Mountain Inc.	160	5,186	4,468
JP Morgan Chase & Co.	1,923	187,723	88,306
Jacobs Engr Group Inc.	68	3,975	2,845
Jefferies Financial Group Inc. Com	172	2,986	4,594
Johnson & Johnson	1,551	200,157	114,878
Juniper Networks Inc.	198	5,328	4,019
Kansas City Southern	58	5,536	6,496
Kellogg Co.	142	8,095	7,540
Keycorp	602	8,898	6,591
Keysight Technologies Inc.	107	6,643	6,242
Kimberly Clark Corp.	198	22,560	14,365
Kimco Realty Corp.	241	3,531	4,292
Kinder Morgan Inc.	1,076	16,549	36,053
Kla Tencor	88	7,875	1,649
Kohl's Corp.	95	6,302	3,577

See Independent Auditors' Report
on Supplementary Information

JOINT INVESTMENT FUND OF THE TRUSTEES OF THE DIOCESE OF OHIO

Portfolio of Investments December 31, 2018

	Number of Shares	Market Value	Adjusted Cost
World Asset Management S&P 500 Index Fund (Continued):			
Domestic Stocks (Continued):			
Kraft Heinz Co. The	359	15,451	14,492
Kroger Co.	461	12,678	7,018
L Brands Inc.	137	3,517	3,045
Lkq Corp.	176	4,176	5,530
Laboratory Corp of America Holdings	58	7,329	4,518
Lam Research Corp.	93	12,664	2,857
Lamb Weston Holdings Inc.	84	6,179	6,443
Lauder Estee Cos Inc.	127	16,523	3,967
Leggett & Platt Inc.	74	2,652	1,313
Lennar Corp. Cl A	169	6,616	3,893
Lilly Eli Co.	542	62,720	32,146
Lincoln National Corp Ind.	124	6,362	6,174
Lockheed Martin Corp.	143	37,443	15,603
Loews Corp.	148	6,737	5,171
Lowe's Cos. Inc.	466	43,040	12,150
L3 Technologies Inc.	44	7,641	3,649
M T Bank Corp.	82	11,737	7,896
MacErich Co.	62	2,683	4,316
Macy's Inc.	174	5,182	4,130
Marathon Oil Corporation	484	6,941	11,340
Marathon Petroleum Corporation	399	23,545	7,598
Marriott Intl Inc.	163	17,695	4,073
Marsh & McLennan Cos Inc.	288	22,968	9,683
Martin Marietta Matls Inc.	36	6,187	5,154
Masco Corp.	176	5,146	1,774
Mastercard Inc.	525	99,041	18,178
Mattel Inc.	195	1,948	2,321
Maxim Integrated Products Inc.	159	8,085	8,891
McCormick & Co Non Voting Shares	69	9,608	2,309
McDonalds Corp.	445	79,019	24,365
McKesson Corporation	115	12,704	7,578
Merck and Co. Inc.	1,504	114,921	52,885
Metlife Inc.	576	23,651	20,860
Mettler Toledo Intl Inc.	14	7,918	5,622
Microchip Technology Inc.	133	9,565	2,816
Micron Technology Inc.	658	20,878	8,510
Microsoft Corp.	4,466	453,612	158,489
Mid-Amer Apt Inc.	65	6,220	5,779
Mohawk Inds	36	4,211	5,092
Molson Coors Brewing Co. Cl B	105	5,897	4,874
Mondelez International	836	33,465	19,618
Monster Beverage Corp.	233	11,468	5,935
Moody's Corp.	95	13,304	2,811
Morgan Stanley	755	29,936	19,174
Mosaic Co. The	199	5,813	10,209
Motorola Solutions Inc.	92	10,584	1,939
Msci Inc.	50	7,372	7,285
Mylan, Inc.	292	8,001	15,410
Nasdaq Inc.	66	5,384	2,198
National Oilwell Varco Inc.	217	5,577	8,154
Nektar Therapeutics	91	2,991	9,373
Netapp Inc.	152	9,070	2,142
Netflix Com Inc.	252	67,450	14,033
Newell Brands	248	4,610	8,575
Newfield Expl. Corp.	113	1,657	6,717
Newmont Mining Corporation	302	10,464	9,514

JOINT INVESTMENT FUND OF THE TRUSTEES OF THE DIOCESE OF OHIO

Portfolio of Investments December 31, 2018

	Number of Shares	Market Value	Adjusted Cost
World Asset Management S&P 500 Index Fund (Continued):			
Domestic Stocks (Continued):			
News Corp. Class B	69	797	885
News Corp. Inc. Cl A	217	2,463	1,106
Nextera Energy Inc.	276	47,974	19,618
Nike Inc.	736	54,567	14,725
Nisource Inc.	191	4,842	999
Noble Energy Inc.	275	5,159	10,103
Nordstrom Inc.	67	3,123	1,179
Norfolk Southern Corp.	160	23,926	8,998
Northern Trust Corp.	128	10,700	9,736
Northrop Grumman Corp.	99	24,245	6,450
Nrg Energy Inc.	170	6,732	4,143
Nucor Corp.	180	9,326	11,359
Nvidia Corp.	353	47,126	13,414
O'Reilly Automotive Inc.	46	15,839	2,477
Occidental Petroleum Corp.	434	26,639	20,989
Omnicom Group Inc.	129	9,448	4,255
Oneok Inc.	233	12,570	8,266
Oracle Corporation	1,556	70,253	41,469
P G E Corp.	293	6,959	12,106
P N C Financial Services Group Inc.	266	31,098	19,049
P P G Industries Inc.	141	14,414	5,832
Paccar Inc.	199	11,371	7,284
Packaging Corp. of America	53	4,423	5,755
Parker Hannifin Corp.	75	11,186	4,061
Paychex Inc.	181	11,792	5,829
Paypal Holdings Inc.	677	56,929	15,274
Peoples United Financial Inc.	213	3,074	3,782
PepsiCo Inc.	816	90,152	55,595
Perkin Elmer Inc.	63	4,949	1,224
Pfizer Inc.	3,343	145,922	85,603
Phillips 66	245	21,107	8,330
Pinnacle West Capital Corp.	63	5,368	2,039
Pioneer Natural Resources Company	97	12,758	7,190
P P L Corporation	416	11,785	12,548
Price, Rowe T Group Inc.	137	12,648	8,653
Principal Financial Group Inc.	151	6,670	4,966
Procter & Gamble Co.	1,441	132,457	96,254
Progressive Corp.	330	19,909	5,402
Prologis Inc.	357	20,963	13,365
Prudential Financial Inc.	238	19,409	11,831
Public Svc Enterprise Group Inc.	286	14,886	12,005
Public Storage Inc.	85	17,205	9,459
Pulte Group Inc.	149	3,873	1,769
Pvh Corp	44	4,090	5,321
Qorvo Inc.	72	4,373	5,904
Qualcomm Inc.	701	39,894	35,323
Quanta Services Inc.	85	2,559	1,978
Quest Diagnostics Inc.	77	6,412	3,819
Ralph Lauren Corp.	32	3,311	1,585
Raymond James Financial Inc.	74	5,506	5,765
Raytheon Company	163	24,996	9,739
Realty Income Corp.	170	10,717	8,453
Red Hat Inc.	101	17,740	2,323
Regency Center Corporation	98	5,751	6,545
Regeneron Pharmaceuticals Inc	44	16,434	10,969
Regions Financial Corp.	596	7,975	5,301

See Independent Auditors' Report
on Supplementary Information

JOINT INVESTMENT FUND OF THE TRUSTEES OF THE DIOCESE OF OHIO

Portfolio of Investments December 31, 2018

	Number of Shares	Market Value	Adjusted Cost
World Asset Management S&P 500 Index Fund (Continued):			
Domestic Stocks (Continued):			
Republic Services Inc.	126	9,083	2,730
Resmed Inc.	81	9,224	6,292
Robert Half Intl. Inc.	70	4,004	1,404
Rockwell Automation Inc.	71	10,684	2,741
Rollins Inc.	84	3,032	3,399
Roper Industries Inc.	60	15,991	4,612
Ross Stores Inc.	215	17,888	3,206
Salesforce Com Inc.	442	60,541	22,324
SBA Communications Corp.	65	10,523	9,981
Scana Corporation	81	3,870	2,864
Schein Henry Inc.	87	6,831	6,018
Schwab Charles Corp.	695	28,863	16,862
Sealed Air Corp.	91	3,170	1,700
Sempra Energy	158	17,094	9,931
Sherwin Williams Co.	47	18,493	3,133
Simon Property Group Inc.	179	30,070	18,980
Skyworks Solutions Inc.	103	6,903	9,497
SI Green Realty Corp.	50	3,954	6,700
Smith A O Corp.	82	3,501	4,511
Smucker, JM Co.	64	5,983	3,065
Snap On Inc.	32	4,649	1,254
Southern Co.	595	26,132	23,838
Southwest Airlines Co.	302	14,037	4,489
SP Global Inc.	142	24,131	4,773
Stanley Black Decker Inc.	87	10,417	4,661
Starbucks Corp.	711	45,788	10,928
State Street Corp.	219	13,812	14,381
Stryker Corp.	182	28,528	12,354
Suntrust Banks Inc.	264	13,316	12,976
Svb Financial Group	30	5,698	7,914
Symantec Corp.	352	6,651	5,101
Synopsys Inc.	84	7,076	5,901
Synchrony Financial	402	9,431	12,385
Sysco Corp.	272	17,044	7,267
Take-Two Interactive Software Inc.	65	6,691	6,974
Tapestry Inc.	163	5,501	3,286
Target Corporation	302	19,959	13,283
Texas Instruments, Inc.	555	52,447	14,688
Textron Inc.	145	6,668	2,581
Thermo Fisher Scientific, Inc.	233	52,143	19,395
3M Company	337	64,212	30,138
Tiffany & Co.	58	4,670	1,551
TJX Companies Inc.	712	31,855	7,365
Torchmark Corp.	60	4,472	1,209
Total System Services Inc.	94	7,641	1,330
Tractor Supply Co.	69	5,757	4,959
Transdigm Group Inc.	28	9,522	6,784
Travelers Cos. Inc.	153	18,322	7,502
Tripadvisor Inc.	61	3,290	588
Twenty First Century Fox B	278	13,283	7,810
Twenty First Century Fox Inc.	611	29,401	7,762
Twitter Inc.	417	11,985	16,133
Tyson Foods Inc. Cl A	169	9,025	1,974
Udr Inc.	152	6,022	5,284
Ulta Beauty Inc.	32	7,835	6,616
Under Armour	105	1,855	2,931

See Independent Auditors' Report
on Supplementary Information

JOINT INVESTMENT FUND OF THE TRUSTEES OF THE DIOCESE OF OHIO

Portfolio of Investments December 31, 2018

	Number of Shares	Market Value	Adjusted Cost
World Asset Management S&P 500 Index Fund (Continued):			
Domestic Stocks (Continued):			
Under Armour Inc. Cl A	107	1,730	2,889
Union Pacific Corp.	423	58,471	19,204
United Continental Holdings Inc.	134	11,220	7,676
United Health Group Incorporated	556	138,511	28,668
United Parcel Service Inc. Cl B	402	39,207	27,327
United Rentals Inc.	47	4,819	5,407
United Technologies Corp.	470	50,035	33,271
Universal Health Svcs B	49	5,711	5,682
Unum Group	125	3,672	2,295
US Bancorp	885	40,444	29,140
V F Corp.	186	13,269	3,725
Valero Energy Corp.	244	18,293	5,733
Varian Med Sys Inc.	52	5,892	2,348
Ventas Inc.	202	11,835	9,401
Verisign Inc.	61	9,046	2,962
Verisk Analytics Inc. Cl A	95	10,359	7,864
Verizon Communications Inc.	2,390	134,366	96,686
Vertex Pharmaceuticals Inc.	148	24,525	12,879
Viacom Inc. Class B	200	5,140	5,086
Visa Inc. Class A Shares	1,013	133,655	31,421
Vornado Realty Tr.	98	6,079	7,283
Vulcan Materials Co.	75	7,410	4,295
Wal Mart Stores Inc.	820	76,383	49,460
Walgreen Boots Alliance Inc.	465	31,773	18,044
Waste Management Inc. Del	226	20,112	7,993
Waters Corp.	44	8,301	1,990
Wec Energy Group Inc.	179	12,398	5,170
Wellcare Health Plans Inc.	28	6,611	8,440
Wells Fargo & Co.	2,450	112,896	81,148
Welltower Inc.	211	14,646	10,911
Western Digital Corp.	170	6,285	6,432
Western Union Co.	261	4,453	4,077
Westrock Co.	145	5,475	4,976
Weyerhaeuser Co.	429	9,378	10,640
Whirlpool Corp.	37	3,954	2,091
Williams Cos. Inc.	699	15,413	19,238
Xcel Energy Inc.	288	14,190	5,800
Xerox Corp.	121	2,391	3,994
Xilinx Inc.	144	12,264	2,812
Xylem Inc.	102	6,805	2,726
Yum Brands Inc.	183	16,821	6,733
Zimmer Biomet Holdings Inc.	115	11,928	7,198
Zions Bancorporation	112	4,563	4,550
Zoetis Inc	274	23,438	9,274
Total Domestic Stocks		\$ 11,529,736	\$ 6,370,763
Foreign Stocks:			
Accenture PLC Cl A	365	\$ 51,469	\$ 24,895
Allegion Plc	54	4,304	1,351
Allergan Plc	182	24,326	36,406
Aon PLC	139	20,205	7,491
Aptiv Plc	150	9,236	6,315
Carnival Corp	230	11,339	6,289
Chubb Ltd.	264	34,103	21,698
Eaton Corp. PLC	248	17,028	11,522
Everest Re Group Ltd	23	5,008	5,879

See Independent Auditors' Report
on Supplementary Information

JOINT INVESTMENT FUND OF THE TRUSTEES OF THE DIOCESE OF OHIO

Portfolio of Investments December 31, 2018

	Number of Shares	Market Value	Adjusted Cost
World Asset Management S&P 500 Index Fund (Continued):			
Foreign Stocks (Continued):			
Garmin Ltd.	63	3,989	2,670
Ihs Markit Ltd.	202	9,690	9,431
Ingersoll Rand PLC	141	12,863	5,385
Invesco Ltd.	233	3,900	3,902
Johnson Ctls Intl Plc	525	15,566	15,148
Linde Plc	319	49,777	52,247
Lyondellbasell Industries Cl A	182	15,135	10,324
Medtronic Plc	777	70,676	59,256
Michael Kors Holdings Ltd	85	3,223	6,878
Nielsen Holdings Plc	190	4,433	7,237
Norwegian Cruise Line Holdings Ltd	126	5,341	7,333
Pentair Plc	92	3,476	2,230
Perrigo Co. Ltd	73	2,829	11,316
Royal Caribbean Cruises Ltd.	96	9,388	7,582
Schlumberger Ltd.	800	28,864	44,825
Seagate Technology	163	6,290	4,028
Te Connectivity Ltd.	198	14,975	7,216
Technipfmc Plc	246	4,817	8,717
Willis Towers Watson Plc	75	11,390	8,978
Xi Group Plc Ltd.			
Total Foreign Stocks		\$ 453,640	\$ 396,549
Total World Asset Management		\$ 11,983,376	\$ 6,767,312

Integrity Asset Management Small/Mid Cap Value Fund:

Acuity Brands Inc.	150	17,243	22,645
Agnc Investment Corp	1,874	32,870	35,496
Aerojet Rocketdyne Holdings	400	14,092	11,552
Affiliated Managers Group Inc.	132	12,862	19,508
Alaska Air Group Inc.	273	16,612	18,347
Alexandria Real Estate Equities Inc.	237	27,312	29,901
Allegheny Technologies Inc.	1,024	22,293	17,815
Alliant Energy Corp.	733	30,969	24,955
Ally Financial Inc.	1,288	29,186	23,667
American Campus Communities	474	19,619	18,092
American Eagle Outfitters	933	18,035	15,886
American Equity Investment Life	455	12,713	16,484
American Financial Group Inc. Ohio	385	34,854	9,511
Apartment Investment Management Co Class A	798	35,016	33,896
Aramark	799	23,147	27,055
Arrow Electrics Inc.	324	22,340	18,409
Assurant Inc.	217	19,409	23,208
Atmos Energy Corp.	258	23,922	17,871
Avnet Inc.	641	23,140	25,728
BankUnited Inc.	857	25,659	27,526
Beacon Roofing Supply Inc.	440	13,957	14,701
Big Lots Inc.	178	5,148	7,463
Black Hills Corp.	430	26,995	22,775
Brookdale Sr Living Inc.	1,691	11,330	15,464
Brunswick Corp.	467	21,692	20,964
Cabot Corp	312	13,397	19,262
Caleres Inc.	623	17,338	16,659
Camden Properties Tr SBI	379	33,371	31,960
Carpenter Technology Corp.	370	13,176	15,148
Charles River Laboratories	166	18,788	8,044
Cena Corp	351	11,902	11,264

See Independent Auditors' Report
on Supplementary Information

JOINT INVESTMENT FUND OF THE TRUSTEES OF THE DIOCESE OF OHIO

Portfolio of Investments December 31, 2018

	Number of Shares	Market Value	Adjusted Cost
Integrity Asset Management Small/Mid Cap Value Fund (Continued):			
Cinemark Holdings Inc.	662	23,700	24,314
Cit Group Inc.	710	27,172	36,604
Comerica Inc.	269	18,478	14,841
Conagra Brands Inc.	220	4,702	7,843
Cypress Semiconductor Corp.	1,499	19,067	17,600
Delek Holdco Inc.	530	17,230	21,646
Diamondback Energy Inc.	161	14,925	16,192
Diamondrock Hospitality Co.	2,044	18,560	19,725
Duke Realty Corporation	1,423	36,856	29,275
Dycom Industries Inc.	419	22,643	31,466
Eagle Bancorp Inc.	374	18,218	19,872
Emcor Group Inc.	318	18,981	14,112
Encompass Health Corporation	377	23,261	17,829
Energizer Holdings Inc.	285	12,868	17,873
Enersys	280	21,731	23,134
Everest Re Group Ltd	75	16,332	16,176
Everygy Inc.	524	29,747	24,342
FNB Corp	1,988	19,562	27,176
Ferro Corp.	715	11,211	15,939
First Hawaiian Inc.	540	12,155	15,183
Flex Ltd.	2,200	16,742	18,113
Foot Locker	383	20,376	18,717
Fulton Financial Financial Corp	1,448	22,415	26,090
Gallagher, Arthur J	337	24,837	15,839
Genesee & Wyoming Inc. Cl A	269	19,911	21,227
GIII Apparel Group Ltd.	434	12,104	11,014
Hancock Whitney Corp.	397	13,756	19,748
Hanover Ins Group Inc.	193	22,537	23,301
Helix Energy Solutions Group Inc.	1,715	9,278	16,921
Highwoods Properties Inc.	719	27,818	34,953
Hill Rom Holdings Inc.	359	31,789	19,417
Hollyfrontier Corp	333	17,023	25,763
Hologic Inc.	500	20,550	20,787
Huntington Ingalls Industries	201	38,252	36,206
Iberiabank Corp	239	15,363	18,835
Ingevity Corp.	158	13,223	13,935
Kimco Realty Corp	1,875	27,469	34,498
Kirby Corp	271	18,255	23,700
Knight Swift Transportation	706	17,699	20,743
Kohls Corp	361	23,949	20,405
Lamb Weston Holdings Inc.	339	24,937	15,526
Lancaster Colony Corp	93	16,448	14,808
Lpl Financial Holdings Inc.	240	14,659	7,939
Mack Cali Realty Corp.	1,050	20,569	21,723
Magellan Health Inc.	362	20,594	26,271
Manitowoc Inc.	1,013	14,962	24,038
Meritor Inc.	1,443	24,401	23,570
Molina Healthcare Inc.	202	23,476	10,239
NCR Corporation	938	21,649	28,459
Navistar International	215	5,579	9,007
Nuance Communications Inc.	1,754	23,205	28,739
Old Dominion Freight Line Inc.	167	20,623	13,790
Orion Engineered Carbons Sa	502	12,691	16,382
Oshkosh Corporation	335	20,539	28,883
Owens Corning Inc.	693	30,478	48,726
Pacwest Bancorp	546	18,171	23,281
Parsley Energy Inc. Class A	1,004	16,044	23,887

See Independent Auditors' Report
on Supplementary Information

JOINT INVESTMENT FUND OF THE TRUSTEES OF THE DIOCESE OF OHIO

Portfolio of Investments December 31, 2018

	Number of Shares	Market Value	Adjusted Cost
Integrity Asset Management Small/Mid Cap Value Fund (Continued):			
Platform Specialty Products	1,439	14,865	16,166
Peoples United Financial Inc.	1,260	18,182	20,159
Performance Food Group Co.	769	24,816	23,802
Perrigo Co Plc	294	11,392	22,817
Perspecta Inc.	1,077	18,546	26,618
Pinnacle West Cap Corp	320	27,264	18,192
Pnm Resources Inc.	612	25,147	16,182
Plexus Corp	356	18,184	20,867
Post Holdings	196	17,469	19,085
Primerica Inc.	188	18,369	11,442
Quanta Services	668	20,107	21,692
Raymond James Finl Inc.	245	18,230	11,871
Retail Value Inc.	288	7,370	-0-
Site Centers Corp	2,885	31,937	64,511
Skywest Inc.	380	16,899	15,569
Sterling Bancorp	1,162	19,185	27,628
Stifel Financial Corp.	388	16,071	14,166
Synovus Financial Corp.	1,257	40,211	35,117
Synnex Corp.	255	20,614	20,392
Tegna Inc.	1,726	18,762	26,739
Teradata Corp.	523	20,062	19,631
Teradyne Inc.	583	18,295	21,092
Timken Co.	713	26,609	31,892
U G I Corp.	408	21,767	7,453
Verint System Inc.	383	16,205	17,808
Voya Financial Inc.	666	26,733	25,823
Western Alliance Bancorporation	472	18,639	19,103
Wpx Energy Inc.	1,481	16,809	26,074
Wyndham Destinations Inc.	466	16,701	16,987
Wyndam Hotels Resorts Inc.	355	16,106	15,683
Zions Bancorporation	943	38,418	30,533
Total Integrity Asset Management		<u>\$ 2,418,121</u>	<u>\$ 2,502,972</u>
Total Common Stocks		<u>\$ 14,401,497</u>	<u>\$ 9,270,284</u>
Alternative Investments			
Black Diamond Arbitrage, Ltd.		\$ 2,972,781	\$ 2,900,000
Short-Term Investments			
US Bank Money Market	259,294	<u>\$ 259,294</u>	<u>\$ 259,294</u>
Total Balanced Fund		<u>\$ 48,424,341</u>	<u>\$ 43,709,623</u>
Money Market Investment Fund			
US Bank Money Market	255,329.25	<u>\$ 255,329</u>	<u>\$ 255,329</u>

See Independent Auditors' Report
on Supplementary Information

JOINT INVESTMENT FUND OF THE TRUSTEES OF THE DIOCESE OF OHIO

Valuation Data Summary Year Ended December 31, 2018

BALANCED FUND		
Valuation Date	Market Value Per Unit	Net Investment Income Distributed Per Unit
January 31, 2018	\$ 90.53189423	\$ 0.30281913
February 28, 2018	\$ 87.53153438	0.30281913
March 31, 2018	\$ 86.28926040	0.30281913
April 30, 2018	\$ 85.98633403	0.30281913
May 31, 2018	\$ 86.08692363	0.30281913
June 30, 2018	\$ 85.20163096	0.30281913
July 31, 2018	\$ 86.64716135	0.30281913
August 31, 2018	\$ 86.90580127	0.30281913
September 30, 2018	\$ 86.30447894	0.30281913
October 31, 2018	\$ 81.50407825	0.30281913
November 30, 2018	\$ 82.12246770	0.30281913
December 31, 2018	\$ 77.87421956	0.30281913
Total		\$ 3.63382956

MONEY MARKET INVESTMENT FUND		
Valuation Date	Market Value Per Unit	Net Investment Income Distributed Per Unit
January 31, 2018	\$ 1.00000000	\$ 0.00080025
February 28, 2018	\$ 1.00000000	0.00075348
March 31, 2018	\$ 1.00000000	0.00078810
April 30, 2018	\$ 1.00000000	0.00098354
May 31, 2018	\$ 1.00000000	0.00106121
June 30, 2018	\$ 1.00000000	0.00087943
July 31, 2018	\$ 1.00000000	0.00110679
August 31, 2018	\$ 1.00000000	0.00112372
September 30, 2018	\$ 1.00000000	0.00094697
October 31, 2018	\$ 1.00000000	0.00113008
November 30, 2018	\$ 1.00000000	0.00113884
December 31, 2018	\$ 1.00000000	0.00166302
Total		\$ 0.01237543

JOINT INVESTMENT FUND OF THE TRUSTEES OF THE DIOCESE OF OHIO

Participants in the Balanced Fund December 31, 2018

City, Organization Name	Fund Name	Number of Units	Market Value (Per Unit) \$77.87421956
Parish & Episcopal Organization Investment:			
Akron, Church of Our Savior	Endowment	665.0080	\$ 51,787
	Rowe Fund	61.0380	4,753
Alliance, Trinity Church	Choir Fund	195.0869	15,192
	Endowment Fund	1,572.9116	122,490
	Lily Lane Fund	7.5912	591
Ashland, St. Matthew's	St. Matthew's Episcopal Church Rectory Fund	631.1733	49,152
Ashtabula, St. Peter's Church Foundation	St. Peter's Foundation	8,052.1779	627,057
	St. Peter's Foundation-Edward Wood Scholarship Fund	5,048.0625	393,114
Ashtabula, St. Peter's Church	St. Peter's Episcopal Church Vestry Fund	682.9177	53,182
Berea, St. Thomas' Church	Romp Fund	7.7135	601
Boardman, St. James' Church	Martha Flynn Fund	2,011.5209	156,646
	St. James Church Permanent Endowment	721.2619	56,168
Canton, St. Mark's Church	Endowment Fund	1,790.5496	139,437
Cincinnati, Diocese of Southern Ohio	Swayne Fund	388.5290	30,256
	Founders Scholarship	32.6660	2,544
	Holland Memorial	33.1280	2,580
	Kinney Fund	54.6350	4,255
	Wm. A. Leonard	173.4340	13,506
Cleveland Hts., St. Paul's Church	Marshall Living Trust	2,458.8472	191,481
Cleveland, Church Periodical Club	Mabel M. Higgs	64.2966	5,007
Cleveland, ECW	Eliza J. Backus	2,269.9723	176,772
	K. L. Mather Fund	637.1670	49,619
	Carlotta East	699.9067	54,505
Cleveland, St. Andrew's Church	E. M. Davis Memorial	19.0150	1,481
	J. C. Davis Endowment	48.2014	3,754
Cleveland, St. Luke's Church	Florence Tilt	844.4325	65,760
	Long-Term Investment Account	1,142.7048	88,987
Cleveland, Trinity Cathedral	Leonard Bequest	2,521.0380	196,324
	Root Fund	407.2020	31,711
Cuyahoga Falls, St. John's Episcopal Church	SJ - CF Investment Committee	11,247.2527	875,871
Defiance, Grace Church	Robertson Endowment	1,915.0583	149,134
East Liverpool, St. Stephen's Church	St. Stephen's - Designated Funds	527.4545	41,075
	St. Stephen's - Operations	2,609.5921	203,220
Elyria, St. Andrew's Church	Reserve Fund	519.6298	40,466
	The Susan J. Dyer Fund	4,442.8094	345,972
	Youth Ministry Fund	1,028.2588	80,075
	Sylvia Taylor Fund	1,214.3128	94,564
	Designated Funds	647.8194	50,448
	Poad Education Fund	89.9072	7,001
Euclid, Church of the Epiphany	Capital Drive Fund	100.7444	7,845
	Capital Drive Fund - Income	134.8895	10,504
	Columbarium Fund	97.4080	7,586
	Endowment	2,259.5696	175,962
Findlay, Trinity Church	Operating Reserve Fund	3,051.2270	237,612
	St. Francis Fund	596.8295	46,478
	Ruth Helvie Memorial	145.0023	11,292
	Berlekamp Light and Altar Fund	230.4018	17,942
Gambier, Harcourt Parish	Ganter /Parish House	97.0045	7,554
Geneva, Christ Church	Christ Church Memorial Fund	57.9344	4,512
Huron, Christ Church	Christ Church, Huron Investment Fund	82.0274	6,388
	Endowment Fund of Christ Church, Huron	939.7839	73,185
Kirtland Hills, St. Hubert's	St. Hubert's Fund	9,889.0069	770,065
Lakewood, Church of the Ascension	Ascension Investment Fund	948.4611	73,861
Lorain, Church of Redeemer	Preservation Fund	3,239.5168	252,267
Parish & Episcopal Organization Investment (Continued):			
Lorain, Church of Redeemer (Continued)	The Alvin and Phyllis Pfaff Fund	237.1423	18,467
	Bevan Memorial Fund	22.9320	1,786
	Capital Repairs	252.0910	19,631

See Independent Auditors' Report
on Supplementary Information

JOINT INVESTMENT FUND OF THE TRUSTEES OF THE DIOCESE OF OHIO

Participants in the Balanced Fund December 31, 2018

City, Organization Name	Fund Name	Number of Units	Market Value (Per Unit) \$77.87421956
	Endowment Fund	2,428.5366	189,120
	Kniffin Memorial Fund	31.9570	2,489
Macedonia, St. Timothy's Church	Altar Guild Vestry Restricted	89.6922	6,985
	Vestry Restricted Fund	333.0707	25,938
	Equity Investment	586.0764	45,640
Mansfield, Grace Church	General Unrestricted Fund	5,343.6241	416,131
	Gorman Fund	1,530.9760	119,223
	Grace Outreach Fund	3,065.8646	238,752
	Memorial Fund	12,354.4965	962,095
Maumee, St. Paul's Church	Outreach/Restricted	184.2522	14,348
	Kleperek Scholarship Fund	35.6248	2,774
Medina, St. Paul's Church	Columbarium Fund	361.4121	28,144
	Helen Kindig Thompson Ed. Fund	61.3933	4,781
	Memorial Fund	43.7226	3,405
	Music Fund	12.5985	981
	Outreach Fund	168.9911	13,160
	St. Paul Fund	445.4183	34,687
	Staff Development Fund	46.3749	3,611
	The Searles Endowment	184.4324	14,362
	Youth Fund	59.6626	4,646
Mentor, St. Andrew Episcopal Church	St. Andrew Joint Investment Fund - Capital Campaign		
	Roof Fund	772.9580	60,193
	St. Andrew's Episcopal Church Endowment Fund	768.8631	59,874
Napoleon, St. John the Evangelist Church	Dorothy Haquet Fund	5.0470	393
	Halvorson Endowment	8.7838	684
	Lauren Huntley Fund	4.8070	374
Niles, St. Luke's Episcopal Church	Endowment Fund	1,175.8362	91,568
Norwalk, St. Paul's Church	St. Paul Fund	1,397.0149	108,791
Oberlin, Christ Church	Alexander/Campbell Grounds Beautification Fund	1,276.6470	99,417
	Christ Church, Oberlin Operating Endowment	2,843.8352	221,459
	Christ Church, Oberlin Youth Ministry Fund	509.8527	39,704
	Fowler Library Fund	124.3996	9,687
	Mission Endowment	2,571.4547	200,250
	Nord Fund	35,014.2605	2,726,708
	Spiritual Wreath Fund	20.9231	1,629
	The Music Fund	1,060.5017	82,585
Oberlin, Episcopal Peace Fellowship	Peace and Justice Ministries in the Diocese of Ohio	13.8302	1,077
Oregon, St. Paul's Church	Property Endowment	200.5508	15,618
	S. Paul Church- Endowment Fund	663.2815	51,652
Painesville, St. James' Church Foundation	Endowment	17,809.3973	1,386,891
Parma, All Saints' Church	Endowment Fund	1,633.1608	127,182
Port Clinton, St. Thomas Church	St. Thomas Port Clinton Fund	206.2746	16,063
Put-In-Bay, St. Paul's Church	General Investment Fund	2,084.0811	162,296
Ravenna, Grace Episcopal Church	Grace Church Endowment	1,261.0363	98,202
	Youth Scholarship Fund	51.3698	4,000
	The Mary Helen Beatty Endowment Fund of Grace		
	Episcopal Church	10,599.5605	825,432
	Memorial Fund	71.5125	5,569
	Maintenance Reserve	97.5426	7,596
Sandusky, Grace Church	Lay Pension Plan	2,409.2404	187,618
Shaker Heights, Christ Church	CEC Outreach and Christian Formation	1,052.4665	81,960
	Christ Church Capital Campaign	2,793.1667	217,512
	Christ Church Foundation	4,576.8809	356,413
Parish & Episcopal Organization Investment (Continued):			
Shaker Heights, Christ Church (Continued)	White Spire Fund of Christ Episcopal Church	7,329.4124	570,774
Shelby, St. Mark's Episcopal Church	Champion Outreach	6,641.6773	517,215
	General Investment Fund	3,614.4349	281,471
Steubenville, St. Stephen's Church	Endowment Fund	1,694.8303	131,993
Tiffin, Old Trinity Church	Old Trinity Endowment Fund	11,608.1690	903,977
Toledo, St. Andrew's Episcopal Church	JIF	2,110.4201	164,347
	Ann A. Stranahan Endowment	1,091.1278	84,970

See Independent Auditors' Report
on Supplementary Information

JOINT INVESTMENT FUND OF THE TRUSTEES OF THE DIOCESE OF OHIO

Participants in the Balanced Fund December 31, 2018

City, Organization Name	Fund Name	Number of Units	Market Value (Per Unit) \$77.87421956
Uniontown, New Life Episcopal Church	New Life Unrestricted	6,439.1902	501,447
	Angstadt Altar	361.7816	28,173
	Baiz Floral Fund	9.4646	737
	Organ Maintenance Fund	147.9897	11,525
	Outreach Fund	798.3443	62,170
	Bessie Proctor Floral Fund	6.3427	494
Warren, Christ Church	Helen Roemer Garden Fund	399.3586	31,100
	Altar Guild Fund	99.1305	7,720
	Contingency Fund	15.7075	1,223
	Endowment Fund	211.6944	16,486
	Estate Distribution Fund	363.3529	28,296
	Operating	3.4923	272
Wooster, St. James Episcopal Church	Deferred Expenses	184.4384	14,363
Total Parish Investment		243,443.3293	\$ 18,957,897
Diocesan Investment:			
Cleveland, Diocese of Ohio	Altar Guild-St. Mary's, Cleveland	0.0754	\$ 6
	Bishop Leonard Capital Fund	51,602.6655	4,018,616
	Bishop Leonard Capital Fund - Income	977.5605	76,126
	Bishop's Fund/Discretionary	4,377.9409	340,928
	BLF L& G Fund	4,518.7342	351,892
	Board Designated Endowment	163.8132	12,757
	Camp & Retreat Ministry - Maintenance & Capital Reserve	245.3499	19,106
	Camp & Retreat Ministry Operations Endowment	7,133.4225	555,510
	Camp & Retreat Ministry Program Fund	2,180.5883	169,812
	Camp & Retreat Ministry Scholarship Fund	417.9002	32,544
	Centennial Fund	4,830.8370	376,197
	Chaplaincy/City Missions	466.0900	36,296
	Charitable Gift Annuity Fund - 1	114.6818	8,931
	Charitable Gift Annuity Fund - 2	172.6172	13,442
	Charitable Gift Annuity Fund - 3	124.8773	9,725
	David Van Horn Estate Fund	1,438.4393	112,017
	Dorothy Salisbury Endowment	805.0041	62,689
	EAF Grant Fund	1,113.0352	86,676
	EAF Loan Fund	8,698.8198	677,412
	ECSF-Restricted Endowment-GAR Fund	1,892.5280	147,379
	Fleet Dillon Trust	129.0705	10,051
	Francis Jackson Estate	1,272.2883	99,078
	Fund for Congregational Restart	1,678.1414	130,677
	General Convention	680.4340	52,988
	General Investments	29,171.8387	2,271,733
	Hannah Stocker Capital Fund	348.7940	27,162
	Janet & Lynn Troxel Fund	222.2711	17,309
	Lay Pension Plan Diocese Staff (Endow. for Lay Pension)	2,585.0452	201,308
	Legacy Campaign - Arthur B. Williams, Jr. Fund	4,313.3799	335,901
Diocesan Investment (Continued):			
Cleveland, Diocese of Ohio (Continued)	Legacy Campaign - Arthur B. Williams, Jr. Fund - Income	193.5531	15,073
	Legacy Campaign - College Chaplaincies	264.8830	20,627
	Legacy Campaign - College Chaplaincies - Income	195.4495	15,220
	Legacy Campaign - Kenyon College Chap.	5,638.3965	439,084
	Legacy Campaign - Kenyon College Chap. - Income	1,497.5780	116,622
	Legacy Campaign Fund - Congregation Dev.	959.6010	74,728
	Legacy Campaign Fund - Congregation Dev. - Income	139.1744	10,838
	Legacy Campaign Fund - ECSF Endowment	1,304.2435	101,567
	Legacy Campaign Fund - Greater Akron Dev.	1,353.1653	105,377
	Legacy Campaign Fund - Greater Akron Dev.- Income	703.5460	54,788

See Independent Auditors' Report
on Supplementary Information

JOINT INVESTMENT FUND OF THE TRUSTEES OF THE DIOCESE OF OHIO

Participants in the Balanced Fund December 31, 2018

City, Organization Name	Fund Name	Number of Units	Market Value (Per Unit) \$77.87421956
	Legacy Campaign Fund - Hospital Chaplaincies	73.6642	5,736
	Legacy Campaign Fund - Hospital Chaplaincies - Income	63.3329	4,932
	Musgrave Family Fund	3,367.6546	262,253
	Musgrave Family Fund-Income	208.8732	16,266
	Operating Fund - Endowment	518.0920	40,346
	Pauline Wade-Clergy Education-TR	481.1085	37,466
	Restricted Endowment	6,108.3959	475,686
	SCTA	2,362.8880	184,008
	St. James Fund	1,526.4586	118,872
	St. Mark's, Cleveland Proceeds	2,108.6456	164,209
	Susan C. Willis Fund for Small Congregations	1,222.7816	95,223
	The Church Home - Income	2,913.9283	226,920
	The Church Home - Principal	41,119.6547	3,202,156
	The Clark and Wendy Grew Endowment Fund for Youth Scholarships	351.6070	27,381
	Third Century Youth Scholarship Fund	472.7353	36,814
	Work Among the Aging	2,355.6173	183,442
	Youth Scholarship Endowment Fund	186.1655	14,497
Cleveland, Episcopate	Bishop Leonard	4,200.9479	327,145
	Bishop Leonard Residence Fund	891.6677	69,438
	Ellen King	2,000.5303	155,789
	Episcopate-Endowment Fund	32,497.5989	2,530,722
	Gordon A. J. Morris Fund	3,387.2215	263,777
	Hitchcock Estate	2,237.1366	174,215
	Julia Bedell	409.9630	31,926
	Lawrence H. Norton	384.3072	29,928
	Mather Fund (Ring)	4,774.2754	371,792
Cleveland, Girls Friendly Soc.	Cornelia R. Ginn	67.0810	5,224
	K. L. Mather	114.2160	8,894
Cleveland, Holy Cross House	Holy Cross-The Fund	9,393.8511	731,538
Cleveland, Joint Education	Burton Scholarship	200.6770	15,628
	Holland Memorial	33.1280	2,580
	Julia Bedell	409.9630	31,926
	Sarah Leonard	48.5640	3,782
	Swayne Fund	388.5290	30,256
	Thompson Fund	360.2030	28,050
	Wm. A. Leonard	173.4340	13,506
Cleveland, Missions	Ada Butler Abbott	61.7184	4,806
	Bronson Memorial	111.7095	8,699
	Denholm Estate	108.7263	8,467
	Diocesan Missionary	4,171.7799	324,874
	Diocesan Missionary-Reinvested Income	305.6470	23,802
Diocesan Investment (Continued):			
Cleveland, Missions (Continued)	Eliza A. Mather	403.3483	31,410
	Eliza A. Moor	80.0653	6,235
	F. Jackson Fund	2,503.3770	194,948
	Fanny Chandler	49.9457	3,889
	Frances Upham Jarvis	289.4440	22,540
	Grace Trnka	70.2624	5,472
	Julia Bedell	1,639.8530	127,702
	Leonard Bequest	2,436.9242	189,773
	Mabel M. Higgs	1,295.8420	100,913
	Mary J. Adams	32.6885	2,546
	Milan Church	123.7585	9,638
	Paisley Fund	41.5056	3,232
	Phoebe Sullivan	20.9738	1,633
	St. James Cross Creek	118.4520	9,224
	St. Michael's	59.8810	4,663
	The Frank Fund	1,259.5122	98,084
	The Frank Fund - Income	190.8039	14,859

See Independent Auditors' Report
on Supplementary Information

JOINT INVESTMENT FUND OF THE TRUSTEES OF THE DIOCESE OF OHIO

Participants in the Balanced Fund December 31, 2018

City, Organization Name	Fund Name	Number of Units	Market Value (Per Unit) \$77.87421956
	Toronto Church	314.8440	24,518
	Will H. Read	6.6092	515
Cleveland, Scholarship	Dr. Willis and Katherine Nesbitt Endowment Fund	127.5680	9,934
Cleveland, St. John's Home	Brayton Principal	11,281.0268	878,500
Cleveland, St. Mary's Church (closed)	Madam Goetz	61.5461	4,793
Cleveland, Trustees of the Diocese of Ohio	Abigail Marie Brett Fund	65.2670	5,083
	Bishop's Residence Proceeds	1,182.5715	92,092
	Bishop's Fund for New Congregations	14.7318	1,150
	C. C. Cowin - Scholarship	69.3873	5,403
	Cooper Memorial Fund- TR	1,014.2173	78,981
	Darnell Benevolent Fund	6,036.9480	470,122
	Darnell Income Fund-TR	191.4671	14,910
	Demby-Ricks Scholarship	1,831.0078	142,588
	Disabled & Inf.Clergy-Bedell (D&IC)	409.9630	31,926
	Disabled & Inf.Clergy-Endowment	7,050.9490	549,086
	Disabled & Infirm Clergy Income Fund	1,884.0102	146,716
	Dr. G. Leslie Miller Memorial Fund	38,742.3990	3,017,030
	Ellen King - Trustee Operating Fund	237.7202	18,512
	Endowment- Foundation Bexley	61.4830	4,788
	Herbert Hornby Fund-Scholarship	6,003.5480	467,521
	Herbert Hornby Income Fund-Scholarship-TR	1,696.5832	132,120
	Jackson and Martha Betts Fund	534.1014	41,593
	Leonard Bequest -Disabled & Inf.Clergy	485.7050	37,824
	Leonard Scholarship - Bexley Hall	413.7310	32,219
	M. & R. Guster Memorial Fund	47.7270	3,717
	Miller Income Fund - TR	1,701.3023	132,488
	Oberlin/Anderson Bequest	792.9416	61,750
	Redhead Estate	3,529.2190	274,835
	Reycraft Memorial Fund	1,175.6606	91,554
	Samuel L. Mather Memorial (A) for Missions	2,096.3492	163,251
	Samuel L. Mather Memorial (B) for Education	1,058.3190	82,416
	Sarah Leonard-Scholarship	951.1490	74,070
	Scholarship Clergy Training	278.5420	21,691
	Seaman Fund	49.9999	3,894
	Seaman Fund	15.5327	1,210
	St. Augustine's Fund	663.3567	51,658
	St. John's Home Proceeds-TR	6,709.5068	522,495
	The Foundation of Christ Church Episcopal, Lima, Ohio	227.5806	17,723
Diocesan Investment (Continued):			
Cleveland, Trustees of the Diocese of Ohio (Continued)	The Foundation of Christ Church Episcopal, Lima, Ohio - Income	460.4533	35,858
	The Robert C. Ella and Charlotte Bowman Fund	686.9414	53,495
	Vance Endowment	4,226.4310	329,130
	Vance Fund (Cemetery lot maintenance)	310.2972	24,164
	William B. & Nellie H. Jenkins Trust Fund	692.1597	53,901
	William B. & Nellie H. Jenkins Trust Fund - Income	464.4649	36,170
	Total Diocesan Fund	392,572.2688	\$ 30,571,318
	Total Balanced Fund	636,015.5981	\$ 49,529,215

JOINT INVESTMENT FUND OF THE TRUSTEES OF THE DIOCESE OF OHIO

Participants in the Money Market Investment Fund December 31, 2018

City, Organization Name	Fund Name	Number of Units	Market Value
Alliance, Trinity Church	Lilly Lane Income Fund - Trinity	1,146.5100	\$ 1,147
	Trinity Choir Income Fund	7,379.1200	7,379
	Trinity Income Fund	4,818.8700	4,819
Cleveland, Diocese of Ohio	Clergy Ed. - Pauline Wade Income-TR	11,159.1600	11,159
Cleveland, ECW	ECW Fund	11,392.0800	11,392
Cleveland, Hannah Stocker	Hannah Stocker - Income Fund - TR	18,583.9200	18,584
Cleveland, Joint Education	Joint Education Fund - Income - TR	27,519.0300	27,519
Cleveland, Scholarship Income	Carlotta East - ECW	36,682.6200	36,683
	Nesbitt Income Fund	41,969.4500	41,969
Cleveland, SCTA	Income Fund-TR	52,569.9200	52,570
Cleveland, St. John's Home	Rhodes Income	14,386.9110	14,387
Cleveland, Trustees of the Diocese of Ohio	C. C. Cowin Scholarship - Income Fund	4,274.9800	4,275
	Clergy Continuing Ed. Fund	2,422.3800	2,422
	Clergy Training - Scholarship Income - TR	4,661.7500	4,662
	Sarah Leonard Scholarship Income-BD	5,084.1700	5,084
		<u>244,050.8710</u>	<u>\$ 244,051</u>

JOINT INVESTMENT FUND OF THE TRUSTEES OF THE DIOCESE OF OHIO

Participations Issued to the Balanced Fund Year Ended December 31, 2018

City, Organization Name	Fund Name	Units	Cash
Ashland, St. Matthew's	St. Matthew's Episcopal Church Rectory Fund	26.3299	\$ 2,241
Ashtabula, St. Peter's Church Foundation	St. Peter's Foundation	385.5610	32,936
	Edward Wood Scholarship Fund	213.0913	18,138
Ashtabula, St. Peter's Episcopal Church	St. Peter's Episcopal Church Vestry Fund	28.4882	2,424
Berea, St. Thomas' Church	Romp Fund	0.3219	27
Canton, St. Mark's Church	Endowment Fund	76.8369	6,539
Cleveland, St. Andrew's Church	E. M. Davis Memorial	0.7930	67
	J. C. Davis Endowment	2.0104	171
Cleveland, St. Luke's Church	Long-Term Investment Account	47.6686	4,056
Cleveland, Trustees of the Diocese of Ohio	Reycraft Memorial Fund	49.0434	4,173
	The Foundation of Christ Church Episcopal, Lima, Ohio	28.7024	2,442
Cuyahoga Falls, St. John's Church	SJ - CF Investment Committee	937.9702	80,235
Defiance, Grace Church	Robertson Endowment	83.0941	7,076
East Liverpool, St. Stephen's Church	St. Stephen's - Designated Funds	22.0029	1,872
Elyria, St. Andrew's Church	Reserve Fund	24.1382	2,057
	The Susan J. Dyer Fund	190.0160	16,176
	Youth Ministry Fund	502.9096	42,684
	Sylvia Taylor Fund	53.8663	4,590
	Designated Funds	24.9473	2,112
	Poad Education Fund	13.3817	1,147
Euclid, Church of the Epiphany	Capital Drive Fund - Income	9.8302	836
Findlay, Trinity Church	Operating Reserve Fund	2,269.5228	192,078
	St. Francis Fund	24.8971	2,119
	Ruth Helvie Memorial	6.6477	567
Gambier, Harcourt Parish	Ganter /Parish House	4.0463	344
Huron, Christ Church	Christ Church, Huron Investment Fund	53.5042	4,577
	Endowment Fund of Christ Church, Huron	82.0274	7,074
Kirtland Hills, St. Hubert's	St. Hubert's Fund	2,260.1819	197,180
Lakewood, Church of the Ascension	Ascension Investment Fund	400.2547	34,484
Macedonia, St. Timothy's Church	Vestry Restricted Fund	13.8942	1,182
	Altar Guild Endowment	3.7419	318
	Equity Investment	24.4486	2,080
Maumee, St. Paul's Church	Outreach/Restricted Fund	7.9053	673
	Kleparek Scholarship	1.4862	126
Medina, St. Paul's Church	Columbarium Fund	15.0767	1,283
	Helen Kindig Thompson Ed. Fund	2.5611	218
	Outreach Fund	5.0382	453
	Staff Development Fund	1.9346	165
	The Searles Endowment	7.6936	655
	Youth Fund	2.4885	212
	Music Fund	0.5257	45
	Memorial Fund	1.8240	155
Mentor, St. Andrew Episcopal Church	St. Andrew's Episcopal Church Endowment Fund	36.9364	3,139
	St. Andrew Joint Investment Fund - Capital Campaign		
	Roof Fund	39.3947	3,365
Niles, St. Luke's Episcopal Church	Endowment Fund	49.2350	4,191
Oberlin, Christ Church	Mission Endowment	183.3721	15,329
	The Music Fund	80.4228	6,263
	Christ Church Operating Endowment	914.4632	78,922
	Christ Church, Oberlin Youth Ministry Fund	120.3808	9,523

See Independent Auditors' Report
on Supplementary Information

JOINT INVESTMENT FUND OF THE TRUSTEES OF THE DIOCESE OF OHIO

Participations Issued to the Balanced Fund Year Ended December 31, 2018

City, Organization Name	Fund Name	Units	Cash
	Nord Fund	1,494.0842	127,192
	Spiritual Wreath Fund	0.8727	74
Oberlin, Episcopal Peace Fellowship	Peace and Justice Ministries in the Diocese of Ohio	0.5769	49
Oregon, St. Paul's Church	Property Endowment	8.3661	712
	S. Paul Church- Endowment Fund	27.6694	2,355
Painesville, St. James' Church Foundation	Endowment	763.4995	64,997
Parma, All Saints' Church	Endowment Fund	128.4122	10,000
Port Clinton, St. Thomas Church	St. Thomas Port Clinton Fund	8.6050	732
Put-In-Bay, St. Paul's Church	General Investment Fund	86.9392	7,398
Ravenna, Grace Church	Youth Scholarship Fund	4.2556	365
	The Mary Helen Beatty Endowment Fund of Grace Episcopal Church	457.4650	38,952
	Memorial Fund	82.4425	7,138
	Maintenance Reserve	97.5426	8,344
Sandusky, Grace Church	Lay Pension Plan	100.5034	8,552
Shaker Heights, Christ Church	Christ Church Capital Campaign	1,033.4253	88,396
	Christ Church Foundation	191.6370	16,311
	CEC Outreach and Christian Formation	166.4678	14,224
	White Spire Fund of Christ Episcopal Church	245.3563	21,180
Steubenville, St. Stephen's Church	Endowment Fund	70.7010	6,016
Tiffin, Old Trinity Church	Old Trinity Endowment Fund	516.3060	43,981
Toledo, St. Andrew's Episcopal Church	Stranahan Endowment Gift	7.6646	666
Uniontown, New Life Episcopal Church	New Life Unrestricted	72.1633	5,806
Warren, Christ Church	Baiz Floral Fund	0.4686	40
	Outreach Fund	34.9912	2,979
	Organ Maintenance Fund	6.4352	548
	Bessie Proctor Floral Fund	0.3238	28
	Helen Roemer Garden Fund	18.3393	1,563
Wooster, St. James Episcopal Church	Contingency Fund	0.6554	56
	Endowment Fund	8.8313	752
	Operating	0.1459	12
	Altar Guild Fund	4.1353	352
	Estate Distribution Fund	15.1574	1,290
	Deferred Expense	184.4384	15,030
Cleveland, Diocese of Ohio	Bishop's Fund/Discretionary	235.7029	20,057
	BLF L & G Fund	102.3686	9,268
	EAF Grant Fund	826.5306	69,917
	EAF Loan Fund	293.4903	23,921
	Musgrave Family Fund Income	149.1972	12,696
	General Investment Fund	7,704.7321	600,000
Cleveland, Holy Cross	Holy Cross Income Fund	946.3909	80,392
Cleveland, Trustees of the Diocese of Ohio	Demby-Ricks Scholarship	79.7704	6,794
	Alexander/Campbell Grounds Beautification Fund	82.8437	7,500
	Altar Guild-St. Mary's, Cleveland	0.0917	8
	Bishop Leonard Capital Fund	67.8302	5,953
	Bishop's Residence Proceeds	49.3317	4,198
	Bishop's Fund for New Congregations	5.3589	456
	Bradford Principal	5.6859	491
	Camp & Retreat Ministry - Program Fund	192.3775	16,717
	Charitable Gift Annuity Fund-1	4.7840	407
	Charitable Gift Annuity Fund-2	7.2009	613
	Charitable Gift Annuity Fund-3	5.2092	443
	St. Augustine's Church Fund	630.2124	51,749
	St. Mark's, Cleveland Proceeds	87.9635	7,485
	St. Paul's, Marion Fund	5.0553	436
	Diocese of Ohio - Legacy Campaign - Arthur B. Williams, Jr. Fund	192.1144	16,354
	Diocese of Ohio - Legacy Campaign - College Chaplaincies	19.2030	1,634

See Independent Auditors' Report
on Supplementary Information

JOINT INVESTMENT FUND OF THE TRUSTEES OF THE DIOCESE OF OHIO

Participations Issued to the Balanced Fund Year Ended December 31, 2018

City, Organization Name	Fund Name	Units	Cash
Cleveland, Trustees of the Diocese of Ohio (Continued)	Diocese of Ohio - Legacy Campaign - Kenyon College Chap.	58.2342	5,000
	Diocese of Ohio - Legacy Campaign - Kenyon College Chap.-Income	319.2080	27,210
	Diocese of Ohio - Legacy Campaign Fund - Congregation Dev.	5.8058	494
	Diocese of Ohio - Legacy Campaign Fund - Greater Akron Dev.	85.7964	7,301
	Diocese of Ohio - Legacy Campaign Fund - Hospital Chaplaincies	5.7155	486
	Disabled & Infirm Clergy Income Fund	417.3128	35,523
	Janet & Lynn Troxel Fund	9.2723	789
	F. Jackson Fund	71.9202	6,247
	Fleet Dillon Trust	5.3841	458
	The Frank Fund	642.0610	50,000
	The Frank Fund - Income	66.2267	5,508
	Fund for Congregational Restart	113.1941	9,642
	Herbert Hornby Income Fund-Scholarship	332.1498	28,283
	Camp & Retreat Youth Scholarship Fund	164.9768	13,812
	Camp & Retreat Ministry Maintenance & Capital Reserve	109.8353	9,871
	Leonard Principal	7.0175	606
	Miller Income Fund	1,713.4025	145,847
	Susan C. Willis Fund for Small Congregations	51.0092	4,341
	The Church Home - Income	3,415.1764	285,634
	Third Century Youth Scholarship Fund	53.9116	4,618
	Vance Fund (Cemetery lot maintenance)	12.9444	1,102
	William B. & Nellie H. Jenkins Trust Fund-Income	48.2494	4,106
	Total Participations Issued	<u>34,576.0359</u>	<u>\$ 2,879,176</u>

See Independent Auditors' Report
on Supplementary Information

JOINT INVESTMENT FUND OF THE TRUSTEES OF THE DIOCESE OF OHIO

Participations Repaid from the Balanced Fund Year Ended December 31, 2018

City, Organization Name	Fund Name	Units	Cash
Alliance, Trinity Church	Endowment Fund	418.4486	\$ 35,000
Ashtabula, St. Peter's Church Foundation	St. Peter's Foundation	870.2431	78,350
	Edward Wood Scholarship Fund	178.7410	15,600
Canton, St. Mark's Church	Endowment Fund	51.3649	4,000
Cleveland, Diocese of Ohio	Diocese of Ohio - Legacy Campaign - Arthur B. Williams, Jr. Fund	178.5996	15,166
	Diocese of Ohio - Legacy Campaign - Kenyon College Chap.	302.1920	25,725
	EAF Loan Fund	4,623.8199	393,957
	EAF Grant Fund	258.5397	22,028
	Altar Guild - St. Mary's, Cleveland	13.1548	1,151
	Demby-Ricks Fund	140.8009	12,200
	Fund for Congregational Restart	986.9273	85,000
	The Church Home - Income	853.2099	72,659
	The Church Home	8,025.7626	625,000
Cleveland, Holy Cross	Holy Cross Income Fund	8,452.5596	727,935
	Holy Cross - the Fund	13.6138	1,180
Cleveland, St. John's Home	Leonard Principal	2,007.0153	173,214
	Bradford Principal	831.7713	71,786
Cleveland, Trustees of the Diocese of Ohio	Herbert Hornby Income Fund-Scholarship	458.4706	39,610
	Bishop's Fund for New Congregations	12.4415	1,089
	Disabled & Infirm Clergy Income Fund	354.8593	30,391
	Miller Income Fund	1,195.5011	102,470
Cuyahoga Falls, St. John's Church	SJ-CF Investment Committee	562.8877	48,527
Defiance, Grace Church	Robertson Endowment	140.9642	12,000
Elyria, St. Andrew's Church	The Susan J. Dyer Fund	205.8161	17,521
	Reserve Fund (DO Thomas)	73.0025	5,950
	Youth Ministry Fund	511.6222	43,546
	Sylvia Taylor Fund	155.4313	13,243
	Poad Education Fund	12.8828	1,050
Findlay, Trinity Church	Ruth Helvie Memorial	34.8485	3,000
	Operating Reserve Fund	140.7495	12,000
Huron, Christ Church	Investment Fund	463.4754	40,000
Kirtland Hills, St. Hubert's	St. Hubert's Fund	2,839.4448	250,472
Lorain, Church of the Redeemer	Preservation Fund	348.8927	30,000
Mansfield, Grace Church	Grace Outreach Fund	80.7874	7,000
	General Unrestricted Fund	512.7494	44,000
Marion, St. Paul's Church	Endowment	318.8915	27,989
Maumee, St. Paul's Church	Outreach/Restricted Fund	6.3569	518
Mentor, St. Andrew Church	Capital Campaign Roof Fund	231.7377	20,000
Niles, St. Luke's Episcopal Church	Endowment Fund	55.2292	5,000
Norwalk, St. Paul's Church	St. Paul Fund	184.0399	15,000
Oberlin, Christ Church	Nord Fund	1,484.4590	126,850
	Youth Ministry Fund	115.4106	10,000
Painesville, St. James' Church Foundation	Endowment	648.3923	55,000
	The Mary Helen Beatty Endowment Fund of Grace		
Ravenna, Grace Episcopal Church	Episcopal Church	610.9887	52,000
	Memorial Fund	10.9299	900
	Youth Scholarship Fund	61.3466	5,000
Shaker Heights, Christ Church	Christ Church Capital Campaign	758.1097	64,491
	Christ Church Foundation	212.7427	19,260
	White Spire Fund of Christ Episcopal Church	248.4125	20,682
	Outreach and Christian Formation	25.8211	2,200
Shelby, St. Mark's Church	General Investment Fund	289.6721	25,000
Tiffin, Old Trinity Church	Old Trinity Endowment Fund	1,409.6413	120,000

See Independent Auditors' Report
on Supplementary Information

- 38 -

JOINT INVESTMENT FUND OF THE TRUSTEES OF THE DIOCESE OF OHIO

Participations Repaid from the Balanced Fund Year Ended December 31, 2018

City, Organization Name	Fund Name	Units	Cash
Toledo, St. Andrew's Church	Stranahan Endowment Gift	292.5570	25,296
Uniontown, New Life Episcopal Church	New Life Unrestricted	345.4373	30,000
Warren, Christ Episcopal Church	Organ Maintenance Fund	6.8921	566
	Outreach Fund	73.4429	6,106
	Helen Roemer Garden Fund	74.9863	6,306
	Baiz Floral Fund	5.4078	465
	Bessie Proctor Floral Fund	5.7945	500
	Total Participations Repaid	<u>43,788.2909</u>	<u>\$ 3,700,949</u>

See Independent Auditors' Report
on Supplementary Information

- 39 -

JOINT INVESTMENT FUND OF THE TRUSTEES OF THE DIOCESE OF OHIO

Participations Issued to the Money Market Investment Fund Year Ended December 31, 2018

City, Organization Name	Fund Name	Units	Cash
Alliance, Trinity Church	Lilly Lane Income Fund - Trinity	27.6000	\$ 28
	Trinity Choir Income Fund	708.9600	709
	Trinity Income Fund	6,740.1200	6,740
Cleveland, Diocese of Ohio	Clergy Ed. - Pauline Wade Income-TR	1,748.2800	1,748
Cleveland, Hannah Stocker	Hannah Stocker - Income Fund - TR	1,267.4400	1,268
Cleveland, Joint Education	Joint Education Fund - Income - TR	9,712.5600	9,713
Cleveland, Scholarship Income	Carlotta East - ECW	2,543.4000	2,544
	Nesbitt Income Fund	4,854.2700	4,854
Cleveland, SCTA	Income Fund-TR	8,586.3600	8,586
Cleveland, St. John's Home	Bradford Income - TR	2,001.2000	2,001
	Leonard Income - TR	4,845.1200	4,845
	Rhodes Income	28,958.8200	28,959
Cleveland, Trustees of the Diocese of Ohio	C. C. Cowin Scholarship - Income Fund	252.1200	252
	Clergy Training - Scholarship Income - TR	1,012.2000	1,012
	Sarah Leonard Scholarship Income-BD	3,456.3600	3,456
Oberlin, Christ Church	Rose Window Fund	100,000.0000	100,000
	Total Participations Issued	176,714.8100	\$ 176,715

See Independent Auditors' Report
on Supplementary Information

- 40 -

JOINT INVESTMENT FUND OF THE TRUSTEES OF THE DIOCESE OF OHIO

Participations Repaid from the Money Market Investment Fund Year Ended December 31, 2018

City, Organization Name	Fund Name	Units	Cash
Alliance, Trinity Church	Trinity Income Fund	5,000.0000	\$ 5,000
Cleveland, Diocese of Ohio	Joint Education Fund	700.0000	700
	Nesbitt Income Fund	5,005.5000	5,005
	SCTA Income Fund-TR	5,366.7100	5,367
Cleveland, Holy Cross Fund	Holy Cross Income Fund	36,985.7300	36,986
Cleveland, St. John's Home	Rhodes Income	670,600.7200	670,601
	Leonard Income	154,716.8600	154,717
	Bradford Income	67,139.0700	67,139
Cleveland, Trustees of the Diocese of Ohio	Sarah Leonard Scholarship Fund	5,000.0000	5,000
	Undesignated - formerly RB& C Hospital	794.8300	795
Oberlin, Christ Church	Rose Window Fund	100,919.5900	100,919
	Total Participations Repaid	<u>1,052,229.0100</u>	<u>\$ 1,052,229</u>

See Independent Auditors' Report
on Supplementary Information

- 41 -

